

MYER HOLDINGS LTD.

ISIN: AU000000MYR2 WKN: MYR

Overview

2024/06/21 08:03:30

Price
0.376 EURDifference  -0.53% (-0.00)

General attributes

ISIN	AU000000MYR2
Symbol	MYR
Exchange	Frankfurt
Currency	EUR
Sector	Commerce
Security type	Stock
Market cap (m)	334 EUR
Benchmark	ASX ALL ORDINARIES INDEX

Market data

Bid (Bid size)	0.386 EUR (65,000)
Ask (Ask size)	0.416 EUR (60,000)
Open	0.376 EUR
High	0.376 EUR
Low	0.376 EUR
Close (prev. day)	0.378 EUR
VWAP	0.466 EUR
Volume (pcs)	0
Trading volume	0.00
Number of trades	1
Last size	0









Futures and Options

Related Futures	-
Related Options	-



Information about previous performance does not guarantee future performance.
Source: FactSet

Recent research

on sector			
Date		Headline	Download
2024/06/21		Global Equity Ratings	
2024/06/21		Aktienempfehlungen Global	
2024/06/14		Global Equity Ratings	
2024/06/14		Aktienempfehlungen Global	
2024/05/31		Equity Weekly	

Details

2024/06/21 08:03:30

Price

0.376 EUR

 Difference ▼ -0.53% (-0.00)

General attributes

ISIN	AU000000MYR2
Symbol	MYR
Exchange	Frankfurt
Currency	EUR
Sector	Commerce
Security type	Stock
Market cap (m)	334 EUR
Benchmark	ASX ALL ORDINARIES INDEX

Market data

Bid (Bid size)	0.386 EUR (65,000)
Ask (Ask size)	0.416 EUR (60,000)
Open	0.376 EUR
High	0.376 EUR
Low	0.376 EUR
Close (prev. day)	0.378 EUR
VWAP	0.466 EUR
Volume (pcs)	0
Trading volume	0.00
Number of trades	1
Last size	0

Performance and Risk

	6m	1y	3y
Perf (%)	+1.61%	+11.18%	+103.23%
Perf (abs.)	+0.01	+0.04	+0.19
Beta	1.14	1.41	1.19
Volatility	50.04	53.36	60.60



Information about previous performance does not guarantee future performance.
Source: FactSet

Price data

Ø price 5 days Ø volume 5 days (pcs.)	0.366 EUR (0)
Ø price 30 days Ø volume 30 days (pcs.)	0.378 EUR (0)
Ø price 100 days Ø volume 100 days (pcs.)	0.423 EUR (60)
Ø price 250 days Ø volume 250 days (pcs.)	0.370 EUR (28)
YTD High date	0.500 EUR (2024/03/14)
YTD Low date	0.330 EUR (2024/01/05)
52 Weeks High date	0.500 EUR (2024/03/14)
52 Weeks Low date	0.262 EUR (2023/10/24)

Arbitrage views

Exchange	Date	Time	Price	Trading volume (mio.)	Number of trades
Stuttgart	2024/06/21	08:09	0.382 EUR	0.00	1
Frankfurt	2024/06/21	08:03	0.376 EUR	0.00	1
Australian Securities Exchange	2024/06/21	08:10	0.645 AUD	0.98	615

Company profile

Company Logo



Company Profile

-

Contact Details

MYER HOLDINGS

--

Telefon: -

Fax: -

E-mail: -