

BLACKROCK SILVER CORP.

ISIN: CA09261Q1072 WKN: -

Overview

2024/07/26 14:44:31

Price
0.1685 EURDifference  5.31% (0.01)

General attributes

ISIN	CA09261Q1072
Symbol	BRC
Exchange	Stuttgart
Currency	EUR
Sector	Energy / Commodities
Security type	Stock
Market cap (m)	43 EUR
Benchmark	S&P/TSX 60 INDEX

Market data

Bid (Bid size)	- (0)
Ask (Ask size)	- (0)
Open	0.1625 EUR
High	0.1685 EUR
Low	0.1625 EUR
Close (prev. day)	0.16 EUR
VWAP	-
Volume (pcs)	0
Trading volume	0.00
Number of trades	5
Last size	0

Futures and Options








Related Futures	-
Related Options	-

5y



Information about previous performance does not guarantee future performance.
Source: FactSet

Recent research

on sector			
Date		Headline	Download
2024/07/26		Equity Weekly	
2024/07/24		Global Equity Ratings	
2024/07/24		Aktienempfehlungen Global	
2024/07/15		Aktienempfehlungen Global	
2024/07/12		Equity Weekly	

Details

2024/07/26 14:44:31

Price
0.1685 EUR

Difference ▲ 5.31% (0.01)

General attributes

ISIN	CA09261Q1072
Symbol	BRC
Exchange	Stuttgart
Currency	EUR
Sector	Energy / Commodities
Security type	Stock
Market cap (m)	43 EUR
Benchmark	S&P/TSX 60 INDEX

Market data

Bid (Bid size)	- (0)
Ask (Ask size)	- (0)
Open	0.1625 EUR
High	0.1685 EUR
Low	0.1625 EUR
Close (prev. day)	0.16 EUR
VWAP	-
Volume (pcs)	0
Trading volume	0.00
Number of trades	5
Last size	0

Performance and Risk

	6m	1y	3y
Perf (%)	+23.90%	-33.13%	-69.75%
Perf (abs.)	+0.03	-0.08	-0.39
Beta	1.90	2.02	1.44
Volatility	85.78	90.84	79.22

5y



Information about previous performance does not guarantee future performance.
Source: FactSet

Price data

Ø price 5 days Ø volume 5 days (pcs.)	0.1700 EUR (2,055)
Ø price 30 days Ø volume 30 days (pcs.)	0.1758 EUR (868)
Ø price 100 days Ø volume 100 days (pcs.)	0.1964 EUR (3,286)
Ø price 250 days Ø volume 250 days (pcs.)	0.1932 EUR (3,309)
YTD High date	0.2650 EUR (2024/04/12)
YTD Low date	0.1190 EUR (2024/01/19)
52 Weeks High date	0.2940 EUR (2023/08/09)
52 Weeks Low date	0.1190 EUR (2024/01/19)

All listings for BLACKROCK SILVER CORP.

Exchange ⊕	Date	Time	Price	Trading volume (mio.)	Number of trades
Tradegate	2024/07/26	22:26	0.1735 EUR	0.00	1
TSX Venture Exchange	2024/07/26	21:40	0.255 CAD	0.03	30
Stuttgart	2024/07/26	14:44	0.1685 EUR	0.00	5
Frankfurt	2024/07/26	08:05	0.1525 EUR	0.00	2
FINRA other OTC	2024/07/26	21:57	0.1824 USD	0.02	37

Issues	26					
Duesseldorf	2024/07/26	08:12	0.162	EUR	0.00	3
Berlin	2024/07/26	20:22	0.166	EUR	0.00	13

Company profile

Company Logo



Company Profile

-

Contact Details

BLACKROCK SILVER

--

Telefon: -

Fax: -

E-mail: -