

MCDONALD'S (MCDF) - EUX/20231215

2021/06/17 18:51:21

Price
224.4853 USD

Difference  **-0.61% (-1.39)**

General attributes

Symbol	MCDFZ23
Exchange	Eurex
Currency	USD
Security type	Future
Underlying	MCDONALD'S CORPORATION COM
Maturity	12-2023
Contract size	100

Market data

Bid (Bid size)	- USD (-)
Ask (Ask size)	- USD (-)
Open	224.4853 USD
High	224.4853 USD
Low	224.4853 USD
Close (prev. day)	225.8715 USD
Underlying	MCDONALD'S CORPORATION COM
Underlying price (date)	229.84 (21/06/18)
Settlement price (date)	224.49 (21/06/17)
Open Interest	0

Performance and Risk

	6m	1y	3y
Perf (%)	+11.88%	-	-
Perf (abs.)	+23.84	-	-
Beta	-	-	-
Volatility	14.68	15.68	15.68

Futures and Options

Related Futures	-
Related Options	-

5y












Information about previous performance does not guarantee future performance.
 Source: FactSet

Price data

Ø price 5 days Ø volume 5 days (pcs.)	225.7212 USD (0)
Ø price 30 days Ø volume 30 days (pcs.)	222.3728 USD (0)
Ø price 100 days Ø volume 100 days (pcs.)	212.9112 USD (0)
Ø price 250 days Ø volume 250 days (pcs.)	- USD (0)
YTD High date	226.4021 USD (2021/06/11)
YTD Low date	193.2886 USD (2021/03/05)
52 Weeks High date	226.4021 USD (2021/06/11)
52 Weeks Low date	193.2886 USD (2021/03/05)

Recent Research

<input type="radio"/> on underlying <input type="radio"/> on sector <input type="radio"/> on market			
Date		Headline	Download
2021/06/17		Global Equity Ratings	
2021/06/17		Aktienempfehlungen Global	
2021/06/10		Global Equity Ratings	
2021/06/10		Aktienempfehlungen Global	
2021/05/12		Global Equity Ratings	