

# THE TRAVELERS COMPANIES (TRVF) - EUX/20231215

2021/10/22 18:49:46

Price  
**155.3299** USD

Difference  1.14% (1.75)

### General attributes

Symbol	TRVFZ23
Exchange	Eurex
Currency	USD
Security type	Future
Underlying	TRAVELERS COMPANIES INC (THE)
Maturity	12-2023
Contract size	100

### Market data

Bid (Bid size)	- USD (-)
Ask (Ask size)	- USD (-)
Open	155.3299 USD
High	155.3299 USD
Low	155.3299 USD
Close (prev. day)	153.5808 USD
Underlying	TRAVELERS COMPANIES INC (THE)
Underlying price (date)	162.37 (21/10/22)
Settlement price (date)	155.33 (21/10/22)
Open Interest	0

### Performance and Risk

	6m	1y	3y
Perf (%)	+5.92%	-	-
Perf (abs.)	+8.69	-	-
Beta	-	-	-
Volatility	20.87	22.05	22.05

### Futures and Options

Related Futures	-
Related Options	-

5y












Information about previous performance does not guarantee future performance.  
Source: FactSet

### Price data

Ø price 5 days   Ø volume 5 days (pcs.)	151.8646 USD (0)
Ø price 30 days   Ø volume 30 days (pcs.)	149.2477 USD (0)
Ø price 100 days   Ø volume 100 days (pcs.)	147.2170 USD (0)
Ø price 250 days   Ø volume 250 days (pcs.)	- USD (0)
YTD High   date	155.3299 USD (2021/10/22)
YTD Low   date	124.2763 USD (2021/01/05)
52 Weeks High   date	155.3299 USD (2021/10/22)
52 Weeks Low   date	121.7855 USD (2020/11/30)

### Recent Research

on sector		on market	
Date		Headline	Download
2021/10/19		Global Equity Ratings	
2021/10/19		Aktienempfehlungen Global	
2021/10/11		OMV: Starkes Ergebnis im 3. Quartal erwartet	
2021/10/04		Lenzing: Spezialfasern mit Potential	
2021/10/01		Equity Weekly	