

1LOR (1LOR) - EUX/20231215

2022/11/30 18:38:34

Price
364.9462 EURDifference  2.09% (7.48)

General attributes

Symbol	1LORZ23
Exchange	Eurex
Currency	EUR
Security type	Future
Underlying	L'OREAL S.A.
Maturity	12-2023
Contract size	100

Market data

Bid (Bid size)	- EUR (-)
Ask (Ask size)	- EUR (-)
Open	364.9462 EUR
High	364.9462 EUR
Low	364.9462 EUR
Close (prev. day)	357.4618 EUR
Underlying	L'OREAL S.A.
Underlying price (date)	354.80 (22/11/30)
Settlement price (date)	364.95 (22/11/30)
Open Interest	0

Performance and Risk

	6m	1y	3y
Perf (%)	+8.88%	-10.31%	-
Perf (abs.)	+29.16	-41.09	-
Beta	-	-	-
Volatility	27.03	30.56	25.30

Futures and Options

Related Futures	-
Related Options	-

5y












Information about previous performance does not guarantee future performance.
Source: FactSet

Price data

Ø price 5 days Ø volume 5 days (pcs.)	360.3040 EUR (0)
Ø price 30 days Ø volume 30 days (pcs.)	341.8937 EUR (0)
Ø price 100 days Ø volume 100 days (pcs.)	349.7110 EUR (0)
Ø price 250 days Ø volume 250 days (pcs.)	354.9412 EUR (0)
YTD High date	428.6574 EUR (2022/01/04)
YTD Low date	306.6980 EUR (2022/06/14)
52 Weeks High date	428.6574 EUR (2022/01/04)
52 Weeks Low date	306.6980 EUR (2022/06/14)

Recent Research

on underlying on sector on market			
Date		Headline	Download
2022/11/28		Global Equity Ratings	
2022/11/28		Aktienempfehlungen Global	
2022/11/18		Global Equity Ratings	
2022/11/18		Aktienempfehlungen Global	
2022/10/31		Aktienempfehlungen Global	