

## ADIDAS AG (1ADS) - EUX/20231215

2021/10/20 18:52:17

Price  
**266.8414** EURDifference  0.22% (0.59)

## General attributes

Symbol	1ADSZ23
Exchange	Eurex
Currency	EUR
Security type	Future
Underlying	ADIDAS AG
Maturity	12-2023
Contract size	100

## Market data

Bid (Bid size)	- EUR (-)
Ask (Ask size)	- EUR (-)
Open	266.8414 EUR
High	266.8414 EUR
Low	266.8414 EUR
Close (prev. day)	266.2471 EUR
Underlying	ADIDAS AG
Underlying price (date)	269.05 (21/10/20)
Settlement price (date)	266.84 (21/10/20)
Open Interest	0

## Performance and Risk

	6m	1y	3y
Perf (%)	-2.66%	-	-
Perf (abs.)	-7.27	-	-
Beta	-	-	-
Volatility	27.44	28.59	28.59

## Futures and Options

Related Futures	-
Related Options	-

5y












Information about previous performance does not guarantee future performance.  
Source: FactSet

## Price data

Ø price 5 days   Ø volume 5 days (pcs.)	266.3809 EUR (0)
Ø price 30 days   Ø volume 30 days (pcs.)	273.8528 EUR (0)
Ø price 100 days   Ø volume 100 days (pcs.)	294.3340 EUR (0)
Ø price 250 days   Ø volume 250 days (pcs.)	- EUR (0)
YTD High   date	332.1192 EUR (2021/08/04)
YTD Low   date	249.3936 EUR (2021/05/04)
52 Weeks High   date	332.1192 EUR (2021/08/04)
52 Weeks Low   date	249.3936 EUR (2021/05/04)

## Recent Research

on underlying   on sector   on market			
Date		Headline	Download
2021/10/19		Global Equity Ratings	
2021/10/19		Aktienempfehlungen Global	
2021/09/29		Global Equity Ratings	
2021/09/29		Aktienempfehlungen Global	
2021/09/22		Global Equity Ratings	