

VIATRIS INC.

ISIN: US92556V1061

WKN: 92556V106

Overview

2024/07/17 09:48:16

Price

10.275 EUR

Difference  -1.63% (-0.17)

General attributes

ISIN	US92556V1061
Symbol	VTRS
Exchange	Tradegate
Currency	EUR
Sector	Other
Security type	Stock
Market cap (m)	12,429 EUR
Benchmark	S&P 500

Market data

Bid (Bid size)	10.24 EUR (580)
Ask (Ask size)	10.395 EUR (571)
Open	10.395 EUR
High	10.40 EUR
Low	10.275 EUR
Close (prev. day)	10.445 EUR
VWAP	10.39759 EUR
Volume (pcs)	549
Trading volume	5,708.28
Number of trades	4
Last size	3

Futures and Options

Related Futures	-
Related Options	-




5y



Information about previous performance does not guarantee future performance.

Source: FactSet

Recent research

on sector		on market	
Date		Headline	Download
2024/07/15		Aktienempfehlungen Global	
2024/07/12		Global Equity Ratings	
2024/07/09		Aktienempfehlungen Österreich	
2024/07/05		Equity Weekly	
2024/06/24		Aktienempfehlungen Österreich	

Details

2024/07/17 09:48:16

Price

10.275 EUR

Difference ▼ -1.63% (-0.17)

General attributes

ISIN	US92556V1061
Symbol	VTRS
Exchange	Tradegate
Currency	EUR
Sector	Other
Security type	Stock
Market cap (m)	12,429 EUR
Benchmark	S&P 500

Market data

Bid (Bid size)	10.24 EUR (580)
Ask (Ask size)	10.395 EUR (571)
Open	10.395 EUR
High	10.40 EUR
Low	10.275 EUR
Close (prev. day)	10.445 EUR
VWAP	10.39759 EUR
Volume (pcs)	549
Trading volume	5,708.28
Number of trades	4
Last size	3

Performance and Risk

	6m	1y	3y
Perf (%)	-3.23%	+15.35%	-10.44%
Perf (abs.)	-0.35	+1.39	-1.22
Beta	0.43	0.55	0.77
Volatility	26.25	27.79	33.54

5y



Information about previous performance does not guarantee future performance.
Source: FactSet

Price data

Ø price 5 days Ø volume 5 days (pcs.)	10.246 EUR (2,282)
Ø price 30 days Ø volume 30 days (pcs.)	9.786 EUR (3,751)
Ø price 100 days Ø volume 100 days (pcs.)	10.441 EUR (5,139)
Ø price 250 days Ø volume 250 days (pcs.)	9.988 EUR (7,067)
YTD High date	12.598 EUR (2024/02/28)
YTD Low date	9.256 EUR (2024/06/18)
52 Weeks High date	12.598 EUR (2024/02/28)
52 Weeks Low date	8.251 EUR (2023/10/31)

Arbitrage views

Exchange ⊕	Date	Time	Price	Trading volume (mio.)	Number of trades
Xetra	2024/07/17	09:55	10.36 EUR	0.00	7
Vienna Stock Exchange	2024/07/17	09:05	10.39 EUR	0.00	1
Tradegate	2024/07/17	09:48	10.275 EUR	0.01	4
Stuttgart	2024/07/17	08:05	10.325 EUR	0.00	1

Nasdaq	2024/ 07/16	22:00	11.38 USD	107.40	33,581
Munich	2024/ 07/17	08:01	10.315 EUR	0.00	1
London Stock Exchange European Trade Reporting	2024/ 07/17	10:00	11.2825 USD	0.00	1
Hamburg	2024/ 07/17	08:06	10.31 EUR	0.00	1
Frankfurt	2024/ 07/17	08:02	10.31 EUR	0.00	1
Euronext Milan MTF Trading After Hours	2024/ 06/12	18:09	10.15 EUR	0.00	1
Euronext Milan MTF Global Equity Market	2024/ 07/17	09:00	10.535 EUR	0.00	1
Duesseldorf	2024/ 07/17	09:30	10.285 EUR	0.00	2
Berlin	2024/ 07/17	09:50	10.355 EUR	0.00	3

Company profile

Company Logo



Contact Details

VIATRIS INC.

--

Robert J. Coury Global Center, 1000 Mylan
Boulevard - 15317 Canonsburg

Telefon: +1-724-514-1800

Fax: +

E-mail: customerservice@viatris.com

Company Profile

-

Members of Management Board

Melina Higgins Chairman of Board of
Directors

Rogério Vivaldi Coelho Member of Board of
Directors

Elisha Finney Member of Board of
Directors

Harry Korman Member of Board of
Directors

James Kilts Member of Board of
Directors

JoEllen Dillon Member of Board of
Directors

Leo Groothuis Member of Board of
Directors

Mark Parrish Member of Board of
Directors

Rajiv Malik Member of Board of
Directors

Richard Mark Member of Board of
Directors

Robert Coury Member of Board of
Directors

Wyllie Cornwell Member of Board of
Directors

Scott A. Smith Chairman of Managing
Board

Rajiv Malik Member of Executive
Committee

Sanjeev Narula Member of Executive
Committee