

TELOS CORPORATION COM USD0.001

ISIN: **US87969B1017** WKN: **87969B101**

Overview

2024/08/09 22:00:00

Price
2.00 USDDifference  -46.95% (-1.77)

General attributes

ISIN	US87969B1017
Symbol	TLS
Exchange	Nasdaq
Currency	USD
Sector	-
Security type	Stock
Market cap (m)	131 EUR
Benchmark	S&P 500

Market data

Bid (Bid size)	2.05 USD (3,300)
Ask (Ask size)	2.08 USD (2,000)
Open	3.15 USD
High	3.28 USD
Low	1.95 USD
Close (prev. day)	3.77 USD
VWAP	2.214766 USD
Volume (pcs)	4,477,453
Trading volume	9,932,471.54
Number of trades	21,307
Last size	-

Futures and Options





Related Futures	-
Related Options	-

5y



Information about previous performance does not guarantee future performance.
Source: FactSet

Recent research

on market			
Date		Headline	Download
2024/07/26		Equity Weekly	
2024/07/24		Global Equity Ratings	
2024/07/24		Aktienempfehlungen Global	
2024/07/22		Märkte preisen Trump noch nicht ein	
2024/07/15		Aktienempfehlungen Global	

Details

2024/08/09 22:00:00

Price
2.00 USDDifference 📉 -46.95% (-1.77)

General attributes

ISIN	US87969B1017
Symbol	TLS
Exchange	Nasdaq
Currency	USD
Sector	-
Security type	Stock
Market cap (m)	131 EUR
Benchmark	S&P 500

Market data

Bid (Bid size)	2.05 USD (3,300)
Ask (Ask size)	2.08 USD (2,000)
Open	3.15 USD
High	3.28 USD
Low	1.95 USD
Close (prev. day)	3.77 USD
VWAP	2.214766 USD
Volume (pcs)	4,477,453
Trading volume	9,932,471.54
Number of trades	21,307
Last size	-

Performance and Risk

	6m	1y	3y
Perf (%)	-53.38%	-22.18%	-93.00%
Perf (abs.)	-2.29	-0.57	-26.57
Beta	1.27	1.35	1.59
Volatility	124.25	106.59	112.94

5y



Information about previous performance does not guarantee future performance.
Source: FactSet

Price data

Ø price 5 days Ø volume 5 days (pcs.)	3.45 USD (1,243,412)
Ø price 30 days Ø volume 30 days (pcs.)	3.92 USD (802,282)
Ø price 100 days Ø volume 100 days (pcs.)	3.86 USD (537,490)
Ø price 250 days Ø volume 250 days (pcs.)	3.50 USD (468,532)
YTD High date	5.03 USD (2024/06/03)
YTD Low date	1.95 USD (2024/08/09)
52 Weeks High date	5.03 USD (2024/06/03)
52 Weeks Low date	1.87 USD (2023/09/26)

All listings for TELOS CORPORATION COM USD0.001

Exchange	Date	Time	Price	Trading volume (mio.)	Number of trades
Nasdaq	2024/08/09	22:00	2.00 USD	9.93	21,307

Company profile

Company Logo

Contact Details

TELOS MD PR

--

Telefon: -

Fax: -

E-mail: -

Company Profile

-