

## EUROFINS SCIENTIFIC S.E.

ISIN: **FR0014000MR3** WKN: -

## Overview

2024/08/16 08:01:18

Price

52.00 EUR

Difference  -2.15% (-1.14)

## General attributes

ISIN FR0014000MR3

Symbol ERF

Exchange Hanover

Currency EUR

Sector Chemical / Pharmaceutical / Health

Security type Stock

Market cap (m) 9,932 EUR

Benchmark ATX AUSTRIAN TRADED INDEX

## Market data

Bid (Bid size) -

Ask (Ask size) -

Open 52.00 EUR

High 52.00 EUR

Low 52.00 EUR

Close (prev. day) 53.14 EUR

VWAP -

Volume (pcs) 0

Trading volume 0.00

Number of trades 3

Last size 0

## Futures and Options

Related Futures 24

Related Options -




5y



Information about previous performance does not guarantee future performance.

Source: FactSet

## Recent research

on sector		on market	
Date		Headline	Download
2024/08/16		Equity Weekly	
2024/08/13		Aktienempfehlungen Österreich	
2024/08/12		Global Equity Ratings	
2024/08/12		Aktienempfehlungen Global	
2024/08/09		Equity Weekly	

## Details

2024/08/16 08:01:18

## Price

52.00 EUR

Difference ▼ -2.15% (-1.14)

## General attributes

ISIN	FR0014000MR3
Symbol	ERF
Exchange	Hanover
Currency	EUR
Sector	Chemical / Pharmaceutical / Health
Security type	Stock
Market cap (m)	9,932 EUR
Benchmark	ATX AUSTRIAN TRADED INDEX

## Market data

Bid (Bid size)	-
Ask (Ask size)	-
Open	52.00 EUR
High	52.00 EUR
Low	52.00 EUR
Close (prev. day)	53.14 EUR
VWAP	-
Volume (pcs)	0
Trading volume	0.00
Number of trades	3
Last size	0

## Performance and Risk

	6m	1y	3y
Perf (%)	-3.91%	-7.68%	-52.80%
Perf (abs.)	-2.16	-4.42	-59.44
Beta	0.13	0.61	0.36
Volatility	46.12	37.64	37.30

5y



Information about previous performance does not guarantee future performance.  
Source: FactSet

## Price data

Ø price 5 days   Ø volume 5 days (pcs.)	52.74 EUR (0)
Ø price 30 days   Ø volume 30 days (pcs.)	50.55 EUR (0)
Ø price 100 days   Ø volume 100 days (pcs.)	54.15 EUR (3)
Ø price 250 days   Ø volume 250 days (pcs.)	54.28 EUR (1)
YTD High   date	60.88 EUR (2024/04/04)
YTD Low   date	41.78 EUR (2024/06/24)
52 Weeks High   date	60.88 EUR (2024/04/04)
52 Weeks Low   date	41.78 EUR (2024/06/24)

## Arbitrage views

Exchange <span>⊕</span>	Date	Time	Price	Trading volume (mio.)	Number of trades
Xetra	2024/08/15	17:29	51.48 EUR	0.01	3
Vienna Stock Exchange	2024/08/16	15:30	51.52 EUR	0.00	4
Tradegate	2024/08/16	22:26	51.92 EUR	0.06	10
Stuttgart	2024/08/16	15:14	51.34 EUR	0.00	10
Munich	2024/08/16	08:09	51.92 EUR	0.00	2

	08/16						
London Stock Exchange European Trade Reporting	2024/ 08/16	17:30	51.40	EUR	0.00		2
Hanover	2024/ 08/16	08:01	52.00	EUR	0.00		3
Hamburg	2024/ 08/16	08:01	52.00	EUR	0.00		3
Frankfurt	2024/ 08/16	15:29	50.92	EUR	0.00		4
FINRA other OTC Issues	2024/ 08/16	20:19	54.68	USD	0.06		5
Euronext Paris	2024/ 08/16	17:29	51.64	EUR	10.20		5,650
Euronext Milan MTF Trading After Hours	-	-	-		0.00		-
Duesseldorf	2024/ 08/16	08:11	51.48	EUR	0.00		1
Berlin	2024/ 08/16	08:08	51.94	EUR	0.00		1

## Company profile

### Company Logo



### Contact Details

EUROFINS SCIENTIFIC SE

--

23 Val Fleuri - 1526 Luxembourg

Telefon: +352-26-18-53-20

Fax: +352-26-18-53-31

E-mail: [info@eurofins.com](mailto:info@eurofins.com)

### Company Profile

-

#### Members of Management Board

Gilles Martin Chairman of Managing Board

Christian Wurst Member of Executive Committee

Christopher Hervé Member of Executive Committee

François Vigneau Member of Executive Committee

Laurent Lebras Member of Executive Committee

#### Board of directors

Yves-Loïc Martin Member of Supervisory Board

Erica Monfardini Member of Supervisory Board

Evie Roos Member of Supervisory Board

Ivo Rauh Member of Supervisory Board

Pascal Rakovsky Member of Supervisory Board

Patrizia Luchetta Member of Supervisory Board

Valérie Hanote Member of Supervisory Board