

## EOLUS VIND AB CLASS B

ISIN: SE0007075056 WKN: -

## Overview

2024/04/26 08:11:40

5y

Price  
5.85 EURDifference  -1.35% (-0.08)

## General attributes

ISIN	SE0007075056
Symbol	EOLU B
Exchange	Munich
Currency	EUR
Sector	Utilities
Security type	Stock
Market cap (m)	135 EUR
Benchmark	OMX STOCKHOLM 30 INDEX

## Market data

Bid (Bid size)	5.86 EUR (1,250)
Ask (Ask size)	5.93 EUR (1,250)
Open	5.85 EUR
High	5.85 EUR
Low	5.85 EUR
Close (prev. day)	5.93 EUR
VWAP	6.71 EUR
Volume (pcs)	0
Trading volume	0.00
Number of trades	1
Last size	0







## Futures and Options

Related Futures	-
Related Options	-



Information about previous performance does not guarantee future performance.  
Source: FactSet

## Recent research

on sector			
Date		Headline	Download
2024/04/26		Global Equity Ratings	
2024/04/26		Aktienempfehlungen Global	
2024/04/15		Aktienempfehlungen Österreich	
2024/04/03		Global Equity Ratings	
2024/04/03		Aktienempfehlungen Global	

## Details

2024/04/26 08:11:40

## Price

5.85 EUR

Difference ▼ -1.35% (-0.08)

## General attributes

ISIN	SE0007075056
Symbol	EOLU B
Exchange	Munich
Currency	EUR
Sector	Utilities
Security type	Stock
Market cap (m)	135 EUR
Benchmark	OMX STOCKHOLM 30 INDEX

## Market data

Bid (Bid size)	5.86 EUR (1,250)
Ask (Ask size)	5.93 EUR (1,250)
Open	5.85 EUR
High	5.85 EUR
Low	5.85 EUR
Close (prev. day)	5.93 EUR
VWAP	6.71 EUR
Volume (pcs)	0
Trading volume	0.00
Number of trades	1
Last size	0

## Performance and Risk

	6m	1y	3y
Perf (%)	-11.09%	-12.54%	-71.38%
Perf (abs.)	-0.74	-0.85	-14.79
Beta	0.95	0.84	1.21
Volatility	32.16	36.48	51.89

5y



Information about previous performance does not guarantee future performance.  
Source: FactSet

## Price data

Ø price 5 days   Ø volume 5 days (pcs.)	5.95 EUR (0)
Ø price 30 days   Ø volume 30 days (pcs.)	6.17 EUR (0)
Ø price 100 days   Ø volume 100 days (pcs.)	7.05 EUR (16)
Ø price 250 days   Ø volume 250 days (pcs.)	6.82 EUR (27)
YTD High   date	8.52 EUR (2024/01/15)
YTD Low   date	5.91 EUR (2024/04/19)
52 Weeks High   date	8.52 EUR (2024/01/15)
52 Weeks Low   date	5.35 EUR (2023/08/25)

## Arbitrage views

Exchange	Date	Time	Price	Trading volume (mio.)	Number of trades
Tradegate	2024/04/26	10:20	5.80 EUR	0.01	3
Stuttgart	2024/04/26	11:10	5.84 EUR	0.00	3
Nasdaq Stockholm	2024/04/26	15:33	68.90 SEK	3.04	304
Munich	2024/04/26	08:11	5.85 EUR	0.00	1
London Stock	2021/02/	11:38	219.5320 SEK	0.09	1

Exchange	02					
Frankfurt	2024/04/ 26	11:45	5.84 EUR	0.00	2	
Duesseldorf	2024/04/ 26	09:10	5.68 EUR	0.00	1	
Berlin	2024/04/ 26	15:41	5.89 EUR	0.00	10	

## Company profile

### Company Logo



### Company Profile

-

### Contact Details

EOLUS VIND

--

Tredje Avenyen 3 281 48 Hasselholm

Telefon: +46 451 491 50

Fax: +46 451 491 40

E-mail: [info@eolusvind.com](mailto:info@eolusvind.com)