

GR. SARANTIS S.A.

ISIN: **GRS204003008** WKN: -

Overview

2024/07/26 16:17:56

Price

10.90 EUR

Difference  -0.18% (-0.02)

General attributes

ISIN	GRS204003008
Symbol	SAR
Exchange	Athens Stock Exchange
Currency	EUR
Sector	Consumer Products
Security type	Stock
Market cap (m)	729 EUR
Benchmark	GREECE

Market data

Bid (Bid size)	10.90 EUR (9,385)
Ask (Ask size)	- EUR (10)
Open	10.90 EUR
High	11.04 EUR
Low	10.86 EUR
Close (prev. day)	10.92 EUR
VWAP	10.977799 EUR
Volume (pcs)	24,448
Trading volume	268,385.22
Number of trades	200
Last size	242

Futures and Options











Related Futures	-
Related Options	-

5y



Information about previous performance does not guarantee future performance.
Source: FactSet

Recent research

on sector	on market		
Date		Headline	Download
2024/07/26		Equity Weekly	
2024/07/24		Global Equity Ratings	
2024/07/24		Aktienempfehlungen Global	
2024/07/15		Aktienempfehlungen Global	
2024/07/12		Equity Weekly	

Details

2024/07/26 16:17:56

Price

10.90 EUR

 Difference ▼ -0.18% (-0.02)

General attributes

ISIN	GRS204003008
Symbol	SAR
Exchange	Athens Stock Exchange
Currency	EUR
Sector	Consumer Products
Security type	Stock
Market cap (m)	729 EUR
Benchmark	GREECE

Market data

Bid (Bid size)	10.90 EUR (9,385)
Ask (Ask size)	- EUR (10)
Open	10.90 EUR
High	11.04 EUR
Low	10.86 EUR
Close (prev. day)	10.92 EUR
VWAP	10.977799 EUR
Volume (pcs)	24,448
Trading volume	268,385.22
Number of trades	200
Last size	242

Performance and Risk

	6m	1y	3y
Perf (%)	+26.16%	+41.19%	+25.29%
Perf (abs.)	+2.26	+3.18	+2.20
Beta	0.40	0.50	0.64
Volatility	29.30	29.21	31.59

5y



Information about previous performance does not guarantee future performance.
Source: FactSet

Price data

Ø price 5 days Ø volume 5 days (pcs.)	11.03 EUR (28,558)
Ø price 30 days Ø volume 30 days (pcs.)	11.15 EUR (40,744)
Ø price 100 days Ø volume 100 days (pcs.)	11.06 EUR (47,903)
Ø price 250 days Ø volume 250 days (pcs.)	9.32 EUR (55,099)
YTD High date	12.44 EUR (2024/04/02)
YTD Low date	8.18 EUR (2024/01/03)
52 Weeks High date	12.44 EUR (2024/04/02)
52 Weeks Low date	7.07 EUR (2023/09/25)

All listings for GR. SARANTIS S.A.

Exchange	Date	Time	Price	Trading volume (mio.)	Number of trades
Stuttgart	2024/07/26	08:17	9.82 EUR	0.00	3
London Stock Exchange	2024/04/03	15:46	11.80 EUR	0.43	2
Frankfurt	2024/07/26	08:24	10.74 EUR	0.00	2
FINRA other OTC Issues	2024/07/08	15:36	12.39 USD	0.01	1
Duesseldorf	2024/07/26	08:11	10.68 EUR	0.00	3

	26						
Berlin	2024/07/26	21:35	10.90	EUR	0.00		10
Athens Stock Exchange	2024/07/26	16:17	10.90	EUR	0.27		200

Company profile

Company Logo



Company Profile

-

Contact Details

SARANTIS/REG

--

26 Amarusiou - Halandriou St. - 151 25
Maroussi

Telefon: 30 210 617 3000

Fax: 30 210 619 7100

E-mail: -