

## DEOLEO SA

ISIN: **ES0110047919** WKN: -

## Overview

2022/04/21 13:56:05

Price  
0.3925 EURDifference  40.18% (0.11)

## General attributes

ISIN	ES0110047919
Symbol	OLE
Exchange	London Stock Exchange
Currency	EUR
Sector	Consumer Products
Security type	Stock
Market cap (m)	112 EUR
Benchmark	IBEX 35

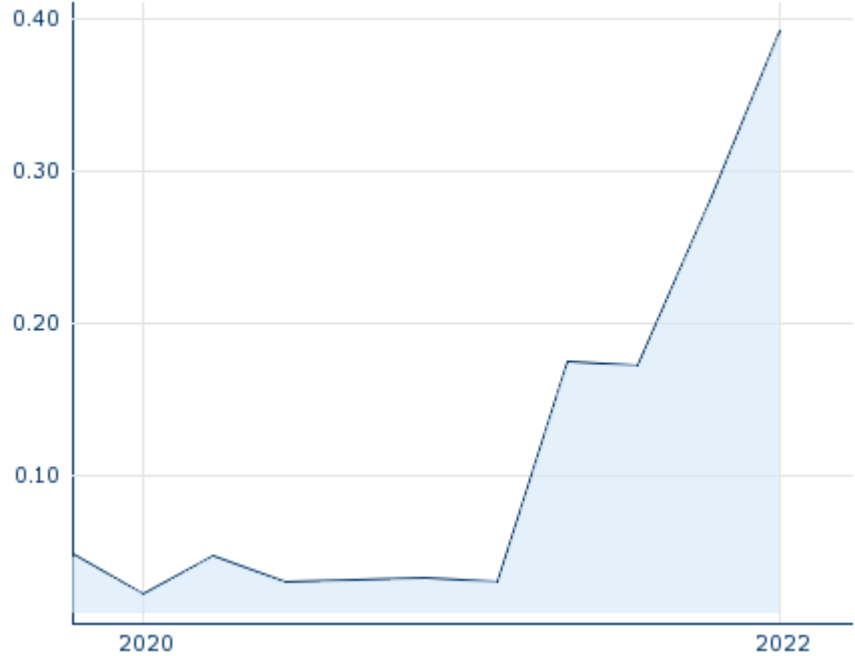
## Market data

Bid (Bid size)	0.0613 EUR (150,000)
Ask (Ask size)	0.0652 EUR (150,000)
Open	0.3925 EUR
High	0.3925 EUR
Low	0.3925 EUR
Close (prev. day)	0.28 EUR
VWAP	0.3925 EUR
Volume (pcs)	2,100
Trading volume	824.25
Number of trades	1
Last size	2,100

## Futures and Options










Related Futures	-
Related Options	-

5y



Information about previous performance does not guarantee future performance.  
Source: FactSet

## Recent research

on sector		on market	
Date		Headline	Download
2024/09/11		Global Equity Ratings	
2024/09/11		Aktienempfehlungen Global	
2024/09/09		Aktienempfehlungen Österreich	
2024/09/05		Global Equity Ratings	
2024/09/05		Aktienempfehlungen Global	

## Details

2022/04/21 13:56:05

## Price

0.3925 EUR

Difference ▲ 40.18% (0.11)

## General attributes

ISIN	ES0110047919
Symbol	OLE
Exchange	London Stock Exchange
Currency	EUR
Sector	Consumer Products
Security type	Stock
Market cap (m)	112 EUR
Benchmark	IBEX 35

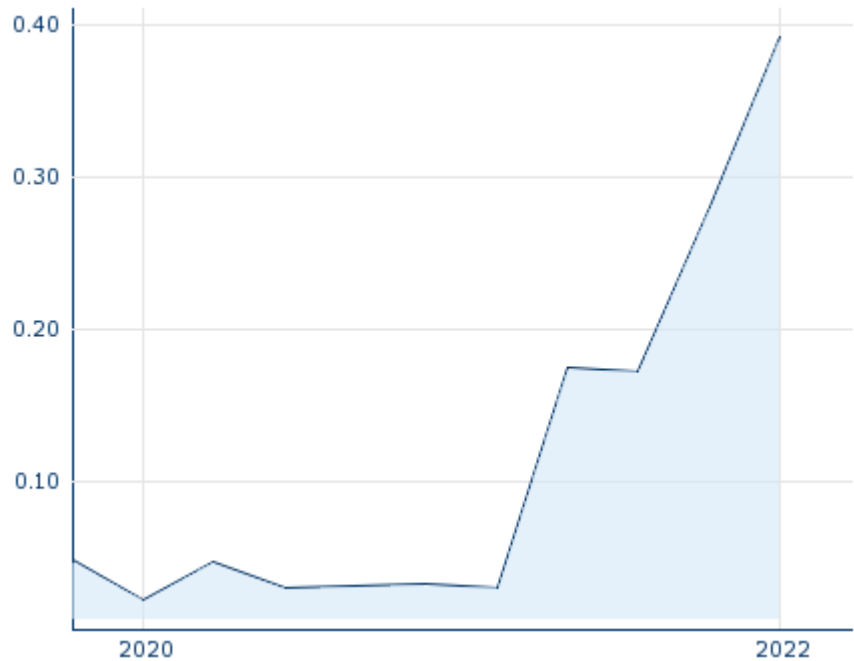
## Market data

Bid (Bid size)	0.0613 EUR (150,000)
Ask (Ask size)	0.0652 EUR (150,000)
Open	0.3925 EUR
High	0.3925 EUR
Low	0.3925 EUR
Close (prev. day)	0.28 EUR
VWAP	0.3925 EUR
Volume (pcs)	2,100
Trading volume	824.25
Number of trades	1
Last size	2,100

## Performance and Risk

	6m	1y	3y
Perf (%)	-	-	-
Perf (abs.)	-	-	-
Beta	-	-	-
Volatility	-	-	-

5y



Information about previous performance does not guarantee future performance.  
Source: FactSet

## Price data

Ø price 5 days   Ø volume 5 days (pcs.)	- EUR (-)
Ø price 30 days   Ø volume 30 days (pcs.)	- EUR (265)
Ø price 100 days   Ø volume 100 days (pcs.)	- EUR (117)
Ø price 250 days   Ø volume 250 days (pcs.)	- EUR (112)
YTD High   date	- EUR (-)
YTD Low   date	- EUR (-)
52 Weeks High   date	- EUR (-)
52 Weeks Low   date	- EUR (-)

## All listings for DEOLEO SA

Exchange	Date	Time	Price	Trading volume (mio.)	Number of trades
Stuttgart	2024/09/13	12:46	0.212 EUR	0.00	9
London Stock Exchange	2022/04/21	13:56	0.3925 EUR	0.00	1
Frankfurt	2024/09/13	08:12	0.215 EUR	0.00	2
FINRA other OTC Issues	2024/01/16	19:18	0.25 USD	0.00	1
Berlin	2024/09/13	08:12	0.215 EUR	0.00	3

	13						
BME Continuous Market	2024/09/13	17:35	0.219	EUR	0.03		29

## Company profile

### Company Logo



### Company Profile

-

### Contact Details

DEOLEO SA

--

Paseo de la Castellana 51, 28046 Madrid

Telefon: 34 96 248 2100

Fax: -

E-mail: -