

WESDOME GOLD MINES LTD.

ISIN: CA95083R1001 WKN: -

Overview

2024/06/21 08:02:22

Price
7.51 EURDifference  2.29% (0.17)

General attributes

ISIN CA95083R1001
 Symbol WDO
 Exchange Frankfurt
 Currency EUR
 Sector Energy / Commodities
 Security type Stock
 Market cap (m) 1,120 EUR
 Benchmark S&P/TSX 60 INDEX

Market data

Bid (Bid size) -
 Ask (Ask size) -
 Open 7.51 EUR
 High 7.51 EUR
 Low 7.51 EUR
 Close (prev. day) 7.342 EUR
 VWAP 7.23 EUR
 Volume (pcs) 0
 Trading volume 0.00
 Number of trades 2
 Last size 0

Futures and Options











Related Futures -
 Related Options -

5y



Information about previous performance does not guarantee future performance.
 Source: FactSet

Recent research

on sector	Date	Headline	Download
	2024/06/21	 Global Equity Ratings	
	2024/06/21	 Aktienempfehlungen Global	
	2024/06/14	 Equity Weekly	
	2024/06/14	 Global Equity Ratings	
	2024/06/14	 Aktienempfehlungen Global	

Details

2024/06/21 08:02:22

Price

7.51 EUR

Difference ▲ 2.29% (0.17)

General attributes

ISIN	CA95083R1001
Symbol	WDO
Exchange	Frankfurt
Currency	EUR
Sector	Energy / Commodities
Security type	Stock
Market cap (m)	1,120 EUR
Benchmark	S&P/TSX 60 INDEX

Market data

Bid (Bid size)	-
Ask (Ask size)	-
Open	7.51 EUR
High	7.51 EUR
Low	7.51 EUR
Close (prev. day)	7.342 EUR
VWAP	7.23 EUR
Volume (pcs)	0
Trading volume	0.00
Number of trades	2
Last size	0

Performance and Risk

	6m	1y	3y
Perf (%)	+38.36%	+61.82%	-8.08%
Perf (abs.)	+2.08	+2.87	-0.66
Beta	1.34	1.23	1.08
Volatility	46.13	47.07	51.84

5y



Information about previous performance does not guarantee future performance.
Source: FactSet

Price data

Ø price 5 days Ø volume 5 days (pcs.)	7.35 EUR (31)
Ø price 30 days Ø volume 30 days (pcs.)	7.51 EUR (215)
Ø price 100 days Ø volume 100 days (pcs.)	6.91 EUR (120)
Ø price 250 days Ø volume 250 days (pcs.)	5.84 EUR (154)
YTD High date	8.07 EUR (2024/05/20)
YTD Low date	4.82 EUR (2024/01/10)
52 Weeks High date	8.07 EUR (2024/05/20)
52 Weeks Low date	4.47 EUR (2023/06/29)

Arbitrage views

Exchange ⊕	Date	Time	Price	Trading volume (mio.)	Number of trades
Tradegate	2024/06/21	22:26	7.518 EUR	0.01	3
Toronto Stock Exchange	2024/06/21	22:00	11.00 CAD	16.10	1,910
Stuttgart	2024/06/21	21:53	7.452 EUR	0.00	12
Munich	2024/06/21	08:04	7.51 EUR	0.00	2
London Stock	2024/04/	15:42	10.691 CAD	0.20	1

Exchange						17
Frankfurt	2024/06/21	08:02	7.51 EUR	0.00		2
FINRA other OTC Issues	2024/06/21	21:54	8.01 USD	0.95		110
Duesseldorf	2024/06/21	19:32	7.458 EUR	0.00		7
Berlin	2024/06/21	20:22	7.546 EUR	0.00		14

Company profile

Company Logo

Contact Details

WESDOME GOLD MINES

--

Suite 1305, King Street East 8 M5C 1B5
Toronto, ON

Telefon: +1 416 360 3743

Fax: +1 416 360 7620

E-mail: info@wesdome.com

Company Profile

-