

## BLACKROCK SILVER CORP.

ISIN: CA09261Q1072 WKN: -

## Overview

2024/07/26 21:40:32

Price

0.255 CAD

Difference  2.00% (0.01)

## General attributes

ISIN	CA09261Q1072
Symbol	BRC
Exchange	TSX Venture Exchange
Currency	CAD
Sector	Energy / Commodities
Security type	Stock
Market cap (m)	43 EUR
Benchmark	S&P/TSX 60 INDEX

## Market data

Bid (Bid size)	0.25 CAD (14,000)
Ask (Ask size)	0.27 CAD (5,000)
Open	0.25 CAD
High	0.255 CAD
Low	0.25 CAD
Close (prev. day)	0.25 CAD
VWAP	0.253198 CAD
Volume (pcs)	115,700
Trading volume	29,295.00
Number of trades	30
Last size	500

## Futures and Options

Related Futures	-
Related Options	-









5y



Information about previous performance does not guarantee future performance.

Source: FactSet

## Recent research

on sector	Date	Headline	Download
	2024/07/26	 Equity Weekly	
	2024/07/24	 Global Equity Ratings	
	2024/07/24	 Aktienempfehlungen Global	
	2024/07/15	 Aktienempfehlungen Global	
	2024/07/12	 Equity Weekly	

## Details

2024/07/26 21:40:32

## Price

0.255 CAD

Difference ▲ 2.00% (0.01)

## General attributes

ISIN	CA09261Q1072
Symbol	BRC
Exchange	TSX Venture Exchange
Currency	CAD
Sector	Energy / Commodities
Security type	Stock
Market cap (m)	43 EUR
Benchmark	S&P/TSX 60 INDEX

## Market data

Bid (Bid size)	0.25 CAD (14,000)
Ask (Ask size)	0.27 CAD (5,000)
Open	0.25 CAD
High	0.255 CAD
Low	0.25 CAD
Close (prev. day)	0.25 CAD
VWAP	0.253198 CAD
Volume (pcs)	115,700
Trading volume	29,295.00
Number of trades	30
Last size	500

## Performance and Risk

	6m	1y	3y
Perf (%)	+27.50%	-31.08%	-69.64%
Perf (abs.)	+0.06	-0.12	-0.59
Beta	1.90	2.02	1.44
Volatility	70.38	77.92	71.00

5y



Information about previous performance does not guarantee future performance.  
Source: FactSet

## Price data

Ø price 5 days   Ø volume 5 days (pcs.)	0.263 CAD (162,262)
Ø price 30 days   Ø volume 30 days (pcs.)	0.269 CAD (218,972)
Ø price 100 days   Ø volume 100 days (pcs.)	0.298 CAD (316,506)
Ø price 250 days   Ø volume 250 days (pcs.)	0.293 CAD (279,206)
YTD High   date	0.385 CAD (2024/04/09)
YTD Low   date	0.190 CAD (2024/01/17)
52 Weeks High   date	0.435 CAD (2023/07/31)
52 Weeks Low   date	0.190 CAD (2024/01/17)

## All listings for BLACKROCK SILVER CORP.

Exchange <span>⊕</span>	Date	Time	Price	Trading volume (mio.)	Number of trades
Tradegate	2024/07/26	22:26	0.1735 EUR	0.00	1
TSX Venture Exchange	2024/07/26	21:40	0.255 CAD	0.03	30
Stuttgart	2024/07/26	14:44	0.1685 EUR	0.00	5
Frankfurt	2024/07/26	08:05	0.1525 EUR	0.00	2
FINRA other OTC	2024/07/26	21:57	0.1824 USD	0.02	37

Issues	26					
Duesseldorf	2024/07/26	08:12	0.162	EUR	0.00	3
Berlin	2024/07/26	20:22	0.166	EUR	0.00	13

## Company profile

### Company Logo



### Company Profile

-

### Contact Details

BLACKROCK SILVER

--

----

Telefon: -

Fax: -

E-mail: -