

RESOLUTE MINING LTD.

ISIN: AU000000RSG6 WKN: RSG

Overview

2024/05/13 18:23:53

Price
0.2746 EURDifference  1.03% (0.00)

General attributes

ISIN	AU000000RSG6
Symbol	RSG
Exchange	Stuttgart
Currency	EUR
Sector	Energy / Commodities
Security type	Stock
Market cap (m)	607 EUR
Benchmark	ASX ALL ORDINARIES INDEX

Market data

Bid (Bid size)	- (0)
Ask (Ask size)	- (0)
Open	0.2754 EUR
High	0.2802 EUR
Low	0.2746 EUR
Close (prev. day)	0.2718 EUR
VWAP	-
Volume (pcs)	5,306
Trading volume	1,457.00
Number of trades	4
Last size	5,306

Futures and Options




Related Futures	-
Related Options	-

5y



Information about previous performance does not guarantee future performance.
Source: FactSet

Recent research

on sector	Date	Headline	Download
	2024/05/13	 Aktienempfehlungen Österreich	
	2024/05/03	 Equity Weekly	
	2024/04/29	 Aktienempfehlungen Österreich	
	2024/04/26	 Equity Weekly	
	2024/04/26	 Global Equity Ratings	

Details

2024/05/13 18:23:53

Price

0.2746 EUR

Difference ▲ 1.03% (0.00)

General attributes

ISIN	AU000000RSG6
Symbol	RSG
Exchange	Stuttgart
Currency	EUR
Sector	Energy / Commodities
Security type	Stock
Market cap (m)	607 EUR
Benchmark	ASX ALL ORDINARIES INDEX

Market data

Bid (Bid size)	- (0)
Ask (Ask size)	- (0)
Open	0.2754 EUR
High	0.2802 EUR
Low	0.2746 EUR
Close (prev. day)	0.2718 EUR
VWAP	-
Volume (pcs)	5,306
Trading volume	1,457.00
Number of trades	4
Last size	5,306

Performance and Risk

	6m	1y	3y
Perf (%)	+32.53%	-3.65%	-24.50%
Perf (abs.)	+0.07	-0.01	-0.09
Beta	2.05	1.47	1.18
Volatility	63.01	62.50	86.96

5y



Information about previous performance does not guarantee future performance.
Source: FactSet

Price data

Ø price 5 days Ø volume 5 days (pcs.)	0.2624 EUR (1,561)
Ø price 30 days Ø volume 30 days (pcs.)	0.2637 EUR (4,537)
Ø price 100 days Ø volume 100 days (pcs.)	0.2419 EUR (2,678)
Ø price 250 days Ø volume 250 days (pcs.)	0.2339 EUR (3,854)
YTD High date	0.2914 EUR (2024/04/12)
YTD Low date	0.1914 EUR (2024/02/28)
52 Weeks High date	0.3180 EUR (2023/06/02)
52 Weeks Low date	0.1802 EUR (2023/08/17)

All listings for RESOLUTE MINING LTD.

Exchange ⊕	Date	Time	Price	Trading volume (mio.)	Number of trades
Tradegate	2024/05/13	22:26	0.2708 EUR	0.03	8
Stuttgart	2024/05/13	18:23	0.2746 EUR	0.00	4
London Stock Exchange	2024/05/13	17:35	24.30 GBp	4.63	8
Hamburg	2024/05/13	08:01	0.2726 EUR	0.00	3
Frankfurt	2024/05/13	08:04	0.2726 EUR	0.00	2

	05/13					
FINRA other OTC Issues	2024/05/06	20:50	0.2711 USD	0.00		2
Duesseldorf	2024/05/13	19:30	0.2716 EUR	0.00		7
Berlin	2024/05/13	08:08	0.2732 EUR	0.00		2
Australian Securities Exchange	2024/05/13	08:10	0.465 AUD	2.65		1,408

Company profile

Company Logo

Contact Details

RESOLUTE MINING

--

Telefon: -

Fax: -

E-mail: -

Company Profile

-