

MYER HOLDINGS LTD.

ISIN: AU000000MYR2 WKN: MYR

Overview

2024/06/21 08:10:51

Price
0.645 AUDDifference  -2.27% (-0.02)

General attributes

ISIN	AU000000MYR2
Symbol	MYR
Exchange	Australian Securities Exchange
Currency	AUD
Sector	Commerce
Security type	Stock
Market cap (m)	334 EUR
Benchmark	ASX ALL ORDINARIES INDEX

Market data

Bid (Bid size)	0.64 AUD (11,768)
Ask (Ask size)	0.645 AUD (95,425)
Open	0.66 AUD
High	0.665 AUD
Low	0.64 AUD
Close (prev. day)	0.66 AUD
VWAP	0.651762 AUD
Volume (pcs)	1,504,608
Trading volume	980,475.40
Number of trades	615
Last size	-

Futures and Options











Related Futures	-
Related Options	-

5y



Information about previous performance does not guarantee future performance.
Source: FactSet

Recent research

on sector			
Date		Headline	Download
2024/06/21		Global Equity Ratings	
2024/06/21		Aktienempfehlungen Global	
2024/06/14		Global Equity Ratings	
2024/06/14		Aktienempfehlungen Global	
2024/05/31		Equity Weekly	

Details

2024/06/21 08:10:51

Price

0.645 AUD

 Difference ▼ -2.27% (-0.02)

General attributes

ISIN	AU000000MYR2
Symbol	MYR
Exchange	Australian Securities Exchange
Currency	AUD
Sector	Commerce
Security type	Stock
Market cap (m)	334 EUR
Benchmark	ASX ALL ORDINARIES INDEX

Market data

Bid (Bid size)	0.64 AUD (11,768)
Ask (Ask size)	0.645 AUD (95,425)
Open	0.66 AUD
High	0.665 AUD
Low	0.64 AUD
Close (prev. day)	0.66 AUD
VWAP	0.651762 AUD
Volume (pcs)	1,504,608
Trading volume	980,475.40
Number of trades	615
Last size	-

Performance and Risk

	6m	1y	3y
Perf (%)	+1.57%	+10.26%	+98.46%
Perf (abs.)	+0.01	+0.06	+0.32
Beta	1.14	1.41	1.19
Volatility	43.47	47.83	54.35

5y



Information about previous performance does not guarantee future performance.
Source: FactSet

Price data

Ø price 5 days Ø volume 5 days (pcs.)	0.634 AUD (1,441,190)
Ø price 30 days Ø volume 30 days (pcs.)	0.655 AUD (1,208,593)
Ø price 100 days Ø volume 100 days (pcs.)	0.730 AUD (2,019,689)
Ø price 250 days Ø volume 250 days (pcs.)	0.648 AUD (1,905,377)
YTD High date	0.895 AUD (2024/03/25)
YTD Low date	0.565 AUD (2024/01/05)
52 Weeks High date	0.895 AUD (2024/03/25)
52 Weeks Low date	0.480 AUD (2023/10/24)

Arbitrage views

Exchange	Date	Time	Price	Trading volume (mio.)	Number of trades
Stuttgart	2024/06/21	08:09	0.382 EUR	0.00	1
Frankfurt	2024/06/21	08:03	0.376 EUR	0.00	1
Australian Securities Exchange	2024/06/21	08:10	0.645 AUD	0.98	615

Company profile

Company Logo



Company Profile

-

Contact Details

MYER HOLDINGS

--

Telefon: -

Fax: -

E-mail: -