

CCC SA PLN0.10

ISIN: PLCCC0000016

WKN: -

Overview

2024/07/17 16:50:00

Price

283.00 PLN

Difference  0.00% (0.00)

General attributes

ISIN PLCCC0000016

Symbol CCC

Exchange London Stock Exchange
European Trade Reporting

Currency PLN

Sector Consumer Products

Security type Stock

Market cap (m) 1,912 EUR

Benchmark POLAND WIG 20

Market data

Bid (Bid size) -

Ask (Ask size) -

Open 283.00 PLN

High 283.00 PLN

Low 283.00 PLN

Close (prev. day) 283.00 PLN

VWAP 94.58 PLN

Volume (pcs) -

Trading volume -

Number of trades 1

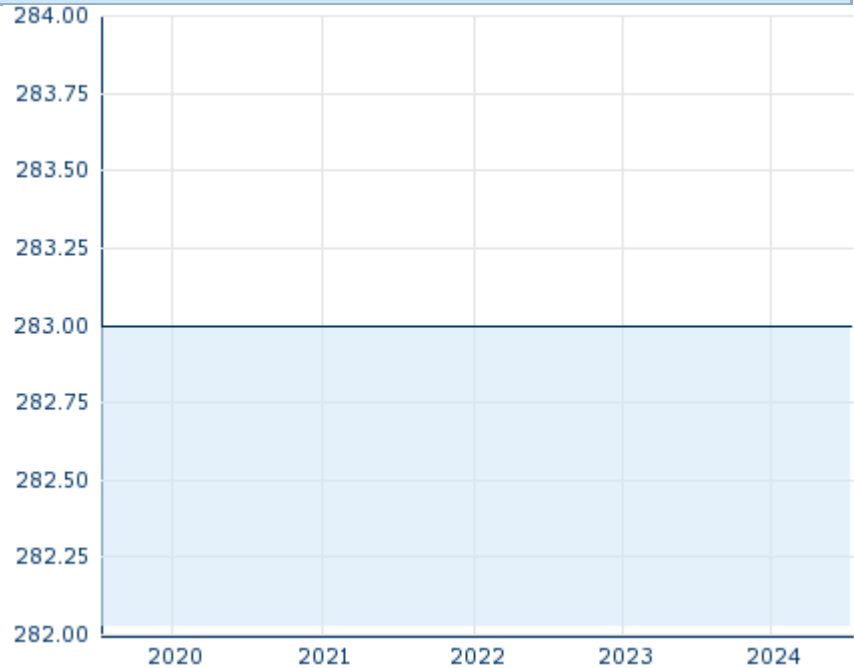
Last size -

Futures and Options

Related Futures -

Related Options -


5y



Information about previous performance does not guarantee future performance.

Source: FactSet

Recent research

on sector		on market	
Date		Headline	Download
2024/07/15		Aktienempfehlungen Global	
2024/07/12		Equity Weekly	
2024/07/12		Global Equity Ratings	
2024/07/09		Aktienempfehlungen Österreich	
2024/07/05		Equity Weekly	

Details

2024/07/17 16:50:00

Price

283.00 PLN

Difference ↔ 0.00% (0.00)

General attributes

ISIN PLCCC0000016

Symbol CCC

Exchange London Stock Exchange
European Trade Reporting

Currency PLN

Sector Consumer Products

Security type Stock

Market cap (m) 1,912 EUR

Benchmark POLAND WIG 20

Market data

Bid (Bid size) -

Ask (Ask size) -

Open 283.00 PLN

High 283.00 PLN

Low 283.00 PLN

Close (prev. day) 283.00 PLN

VWAP 94.58 PLN

Volume (pcs) -

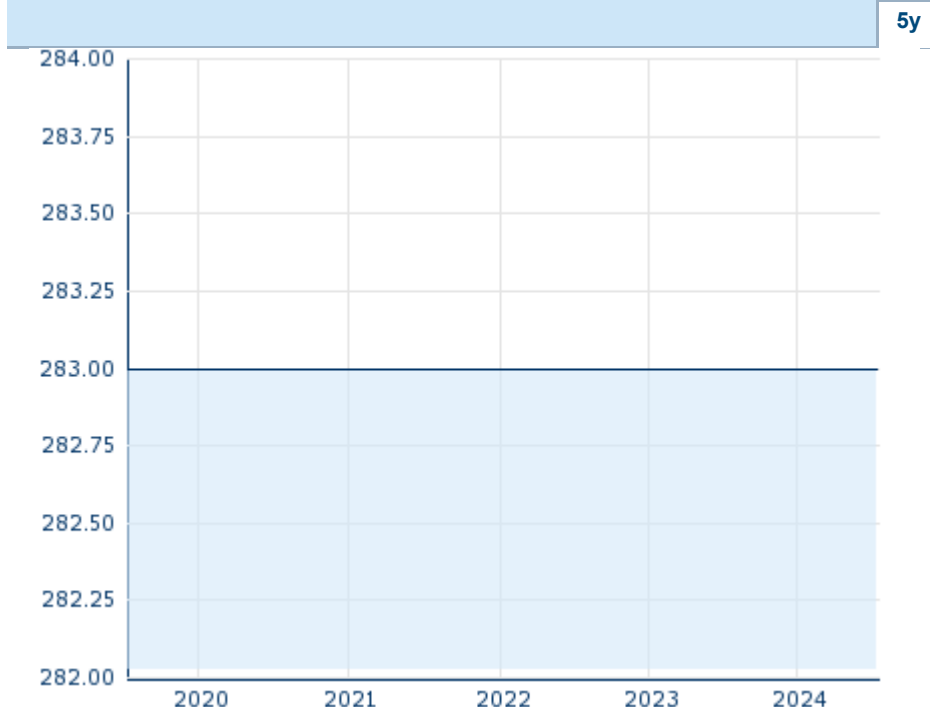
Trading volume -

Number of trades 1

Last size -

Performance and Risk

	6m	1y	3y
Perf (%)	+0.00%	+0.00%	+0.00%
Perf (abs.)	+0.00	+0.00	+0.00
Beta	0.80	0.87	1.10
Volatility	0.00	0.00	0.00



Information about previous performance does not guarantee future performance.

Source: FactSet

Price data

Ø price 5 days | Ø volume 5 days (pcs.) 283.00 PLN (0)

Ø price 30 days | Ø volume 30 days (pcs.) 283.00 PLN (0)

Ø price 100 days | Ø volume 100 days (pcs.) 283.00 PLN (0)

Ø price 250 days | Ø volume 250 days (pcs.) 283.00 PLN (0)

YTD High | date 283.00 PLN (2024/01/02)

YTD Low | date 283.00 PLN (2024/01/02)

52 Weeks High | date 283.00 PLN (2023/07/18)

52 Weeks Low | date 283.00 PLN (2023/07/18)

Arbitrage views

Exchange ↕	Date	Time	Price	Trading volume (mio.)	Number of trades
Stuttgart	2024/07/18	09:26	27.10 EUR	0.00	2
Munich	2024/07/18	08:11	28.10 EUR	0.00	1
London Stock Exchange European Trade Reporting	2024/07/17	16:50	283.00 PLN	0.00	1
Frankfurt	2024/07/18	08:02	28.08 EUR	0.00	1
Duesseldorf	2024/07/18	09:31	27.28 EUR	0.00	2

	07/18					
Berlin	2024/ 07/18	08:11	28.08 EUR	0.00		1

Company profile

Company Logo



Contact Details

CCC SA

--

ul. Strefowa 6 - 59-101 Polkowice

Telefon: +48-76-845-8400

Fax: +

E-mail: ccc@ccc.eu

Company Profile

-

Members of Management Board

Dariusz Milek Chairman of Managing Board

Igor Matus Member of Executive Committee

Karol Półtorak Member of Executive Committee

Lukasz Stelmach Member of Executive Committee

Board of directors

Wieslaw Oles Chairman of Supervisory Board

Mariusz Gnych Member of Supervisory Board

Filip Jan Gorczyca Member of Supervisory Board

Marcin Stanko Member of Supervisory Board

Piotr Maciej Kaminski Member of Supervisory Board

Zofia Dzik Member of Supervisory Board