

DOLLARAMA INC.

ISIN: CA25675T1075 WKN: -

Overview

2024/07/12 08:03:47

Price
87.10 EURDifference  -0.57% (-0.50)

General attributes

ISIN	CA25675T1075
Symbol	DOL
Exchange	Frankfurt
Currency	EUR
Sector	Commerce
Security type	Stock
Market cap (m)	24,640 EUR
Benchmark	S&P/TSX 60 INDEX

Market data

Bid (Bid size)	-
Ask (Ask size)	-
Open	87.10 EUR
High	87.10 EUR
Low	87.10 EUR
Close (prev. day)	87.60 EUR
VWAP	86.16 EUR
Volume (pcs)	0
Trading volume	0.00
Number of trades	2
Last size	0

Futures and Options











Related Futures	-
Related Options	-

5y



Information about previous performance does not guarantee future performance.
Source: FactSet

Recent research

on sector			
Date		Headline	Download
2024/07/12		Global Equity Ratings	
2024/07/12		Aktienempfehlungen Global	
2024/06/21		Equity Weekly	
2024/06/21		Global Equity Ratings	
2024/06/21		Aktienempfehlungen Global	

Details

2024/07/12 08:03:47

Price

87.10 EUR

Difference 📉 -0.57% (-0.50)

General attributes

ISIN	CA25675T1075
Symbol	DOL
Exchange	Frankfurt
Currency	EUR
Sector	Commerce
Security type	Stock
Market cap (m)	24,640 EUR
Benchmark	S&P/TSX 60 INDEX

Market data

Bid (Bid size)	-
Ask (Ask size)	-
Open	87.10 EUR
High	87.10 EUR
Low	87.10 EUR
Close (prev. day)	87.60 EUR
VWAP	86.16 EUR
Volume (pcs)	0
Trading volume	0.00
Number of trades	2
Last size	0

Performance and Risk

	6m	1y	3y
Perf (%)	+30.98%	+48.89%	+126.82%
Perf (abs.)	+20.60	+28.60	+48.70
Beta	0.39	0.45	0.55
Volatility	21.05	21.64	22.47

5y



Information about previous performance does not guarantee future performance.
Source: FactSet

Price data

Ø price 5 days Ø volume 5 days (pcs.)	86.85 EUR (0)
Ø price 30 days Ø volume 30 days (pcs.)	85.00 EUR (21)
Ø price 100 days Ø volume 100 days (pcs.)	78.46 EUR (10)
Ø price 250 days Ø volume 250 days (pcs.)	69.96 EUR (6)
YTD High date	87.60 EUR (2024/07/11)
YTD Low date	64.00 EUR (2024/01/04)
52 Weeks High date	87.60 EUR (2024/07/11)
52 Weeks Low date	57.00 EUR (2023/08/11)

Arbitrage views

Exchange 📍	Date	Time	Price	Trading volume (mio.)	Number of trades
Tradegate	2024/07/12	22:26	86.80 EUR	0.01	2
Toronto Stock Exchange	2024/07/12	22:00	129.07 CAD	93.37	4,711
Stuttgart	2024/07/12	20:14	87.16 EUR	0.00	12
Munich	2024/07/12	08:02	87.48 EUR	0.00	1
Hanover	2024/07/12	08:01	86.96 EUR	0.00	3

	12					
Frankfurt	2024/07/12	08:03	87.10 EUR	0.00		2
FINRA other OTC Issues	2024/07/12	21:43	94.92 USD	11.65		18
Duesseldorf	2024/07/12	08:11	86.90 EUR	0.00		3
Berlin	2024/07/12	20:22	87.36 EUR	0.00		15

Company profile

Company Logo



Contact Details

DOLLARAMA INC.

--

5805 Royalmount Avenue - H4P 0A1
Montréal

Telefon: +1-888-365-4266

Fax: +

E-mail: -

Company Profile

-

Members of Management Board

Neil Rossy Chairman of Managing Board

Geoffrey Robillard Member of Executive Committee

J.P. Towner Member of Executive Committee

Johanne Choinière Member of Executive Committee

Laurence L'Abbé Member of Executive Committee

Nicolas Hien Member of Executive Committee

Board of directors

Stephen Gunn Chairman of Supervisory Board

Elisa Garcia Member of Supervisory Board

Gregory David Member of Supervisory Board

Huw Thomas Member of Supervisory Board

Joshua Bekenstein Member of Supervisory Board

Kristin Mugford Member of Supervisory Board

Nicholas Nomicos Member of Supervisory Board

Samira Sakhia Member of Supervisory Board

Thecla Sweeney Member of Supervisory Board