

# ERCROS SA

ISIN: **ES0125140A14** WKN: -

## Overview

2024/05/17 08:38:01

**Price**  
3.45 EUR

**Difference**  0.00% (0.00)

### General attributes

ISIN	ES0125140A14
Symbol	ECR
Exchange	Frankfurt
Currency	EUR
Sector	Chemical / Pharmaceutical / Health
Security type	Stock
Market cap (m)	320 EUR
Benchmark	IBEX 35

### Market data

Bid (Bid size)	-
Ask (Ask size)	-
Open	3.45 EUR
High	3.45 EUR
Low	3.45 EUR
Close (prev. day)	3.45 EUR
VWAP	3.555 EUR
Volume (pcs)	0
Trading volume	0.00
Number of trades	1
Last size	0

### Futures and Options







Related Futures	-
Related Options	-

5y



Information about previous performance does not guarantee future performance.  
Source: FactSet

### Recent research

on sector		on market	
Date		Headline	Download
2024/05/17		Equity Weekly	
2024/05/13		Aktienempfehlungen Österreich	
2024/05/10		Equity Weekly	
2024/04/29		Aktienempfehlungen Österreich	
2024/04/26		Global Equity Ratings	

## Details

2024/05/17 08:38:01

## Price

3.45 EUR

Difference ➔ 0.00% (0.00)

## General attributes

ISIN ES0125140A14

Symbol ECR

Exchange Frankfurt

Currency EUR

Sector Chemical / Pharmaceutical / Health

Security type Stock

Market cap (m) 320 EUR

Benchmark IBEX 35

## Market data

Bid (Bid size) -

Ask (Ask size) -

Open 3.45 EUR

High 3.45 EUR

Low 3.45 EUR

Close (prev. day) 3.45 EUR

VWAP 3.555 EUR

Volume (pcs) 0

Trading volume 0.00

Number of trades 1

Last size 0

## Performance and Risk

	6m	1y	3y
Perf (%)	+34.24%	+1.02%	-1.99%
Perf (abs.)	+0.88	+0.04	-0.07
Beta	0.57	0.63	0.93
Volatility	49.58	40.52	37.87

5y



Information about previous performance does not guarantee future performance.

Source: FactSet

## Price data

Ø price 5 days | Ø volume 5 days (pcs.) 3.45 EUR (0)

Ø price 30 days | Ø volume 30 days (pcs.) 3.48 EUR (11)

Ø price 100 days | Ø volume 100 days (pcs.) 2.97 EUR (46)

Ø price 250 days | Ø volume 250 days (pcs.) 2.95 EUR (59)

YTD High | date 3.60 EUR (2024/04/02)

YTD Low | date 2.26 EUR (2024/02/19)

52 Weeks High | date 3.60 EUR (2024/04/02)

52 Weeks Low | date 2.26 EUR (2024/02/19)

## All listings for ERCROS SA

Exchange <span style="color: green;">⬆</span>	Date	Time	Price	Trading volume (mio.)	Number of trades
Tradegate	2024/05/17	22:02	3.505 EUR	0.00	1
Stuttgart	2024/05/17	15:20	3.49 EUR	0.00	8
Munich	2024/05/17	08:06	3.50 EUR	0.00	1
London Stock Exchange European Trade Reporting	2024/05/17	17:30	3.49 EUR	0.00	2
Frankfurt	2024/05/17	08:38	3.45 EUR	0.00	1

	05/17				
FINRA other OTC Issues	-	-	-	0.00	-
Duesseldorf	2024/ 05/17	19:31	3.46 EUR	0.00	7
Berlin	2024/ 05/17	21:50	3.50 EUR	0.00	18
BME Continuous Market	2024/ 05/17	17:35	3.50 EUR	0.09	72

## Company profile

### Company Logo



### Company Profile

-

### Contact Details

ERCROS

--

Avenida Diagonal 593-595, 10ª pl. - 08014  
Barcelona

Telefon: +34 934 393 009

Fax: +34 934 196 652

E-mail: -