

ERCROS SA

ISIN: **ES0125140A14** WKN: -

Overview

2024/04/26 08:19:32

Price
3.50 EUR

Difference  0.57% (0.02)

General attributes

ISIN	ES0125140A14
Symbol	ECR
Exchange	Frankfurt
Currency	EUR
Sector	Chemical / Pharmaceutical / Health
Security type	Stock
Market cap (m)	323 EUR
Benchmark	IBEX 35

Market data

Bid (Bid size)	-
Ask (Ask size)	-
Open	3.50 EUR
High	3.50 EUR
Low	3.50 EUR
Close (prev. day)	3.48 EUR
VWAP	3.555 EUR
Volume (pcs)	0
Trading volume	0.00
Number of trades	2
Last size	0

Futures and Options











Related Futures	-
Related Options	-

5y



Information about previous performance does not guarantee future performance.
Source: FactSet

Recent research

on sector		on market	
Date		Headline	Download
2024/04/26		Global Equity Ratings	
2024/04/26		Aktienempfehlungen Global	
2024/04/15		Aktienempfehlungen Österreich	
2024/04/03		Global Equity Ratings	
2024/04/03		Aktienempfehlungen Global	

Details

2024/04/26 08:19:32

Price

3.50 EUR

Difference ▲ 0.57% (0.02)

General attributes

ISIN	ES0125140A14
Symbol	ECR
Exchange	Frankfurt
Currency	EUR
Sector	Chemical / Pharmaceutical / Health
Security type	Stock
Market cap (m)	323 EUR
Benchmark	IBEX 35

Market data

Bid (Bid size)	-
Ask (Ask size)	-
Open	3.50 EUR
High	3.50 EUR
Low	3.50 EUR
Close (prev. day)	3.48 EUR
VWAP	3.555 EUR
Volume (pcs)	0
Trading volume	0.00
Number of trades	2
Last size	0

Performance and Risk

	6m	1y	3y
Perf (%)	+27.74%	-17.55%	+38.89%
Perf (abs.)	+0.76	-0.75	+0.98
Beta	0.66	0.69	0.94
Volatility	52.20	43.20	38.60

5y



Information about previous performance does not guarantee future performance.
Source: FactSet

Price data

Ø price 5 days Ø volume 5 days (pcs.)	3.49 EUR (0)
Ø price 30 days Ø volume 30 days (pcs.)	3.47 EUR (15)
Ø price 100 days Ø volume 100 days (pcs.)	2.83 EUR (46)
Ø price 250 days Ø volume 250 days (pcs.)	2.96 EUR (59)
YTD High date	3.60 EUR (2024/04/02)
YTD Low date	2.26 EUR (2024/02/19)
52 Weeks High date	4.26 EUR (2023/04/27)
52 Weeks Low date	2.26 EUR (2024/02/19)

Arbitrage views

Exchange ⊕	Date	Time	Price	Trading volume (mio.)	Number of trades
Tradegate	2024/04/26	22:02	3.535 EUR	0.00	1
Stuttgart	2024/04/26	08:03	3.50 EUR	0.00	3
Munich	2024/04/26	08:11	3.545 EUR	0.00	1
London Stock Exchange European Trade Reporting	2024/04/26	17:30	3.5325 EUR	0.00	2
Frankfurt	2024/04/26	08:19	3.50 EUR	0.00	2

	04/26				
FINRA other OTC Issues	-	-	-	0.00	-
Duesseldorf	2024/ 04/26	19:31	3.49 EUR	0.00	7
Berlin	2024/ 04/26	21:50	3.535 EUR	0.00	18
BME Continuous Market	2024/ 04/26	17:35	3.53 EUR	0.16	79

Company profile

Company Logo



Company Profile

-

Contact Details

ERCROS

--

Avenida Diagonal 593-595, 10ª pl. - 08014
Barcelona

Telefon: +34 934 393 009

Fax: +34 934 196 652

E-mail: -