

ACADIA HEALTHCARE CORP INC.

ISIN: **US00404A1097** WKN: **00404A109**

Overview

2024/08/09 20:30:24

Price

65.50 EUR

Difference  0.00% (0.00)

General attributes

ISIN	US00404A1097
Symbol	ACHC
Exchange	Berlin
Currency	EUR
Sector	-
Security type	Stock
Market cap (m)	6,090 EUR
Benchmark	S&P 500

Market data

Bid (Bid size)	-
Ask (Ask size)	-
Open	66.00 EUR
High	66.50 EUR
Low	65.50 EUR
Close (prev. day)	65.50 EUR
VWAP	-
Volume (pcs)	0
Trading volume	0.00
Number of trades	18
Last size	0

Futures and Options

Related Futures	-
Related Options	-




5y



Information about previous performance does not guarantee future performance.

Source: FactSet

Recent research

on market			
Date		Headline	Download
2024/07/26		Equity Weekly	
2024/07/24		Global Equity Ratings	
2024/07/24		Aktienempfehlungen Global	
2024/07/22		Märkte preisen Trump noch nicht ein	
2024/07/15		Aktienempfehlungen Global	

Details

2024/08/09 20:30:24

Price

65.50 EUR

 Difference ➔ 0.00% (0.00)

General attributes

ISIN	US00404A1097
Symbol	ACHC
Exchange	Berlin
Currency	EUR
Sector	-
Security type	Stock
Market cap (m)	6,090 EUR
Benchmark	S&P 500

Market data

Bid (Bid size)	-
Ask (Ask size)	-
Open	66.00 EUR
High	66.50 EUR
Low	65.50 EUR
Close (prev. day)	65.50 EUR
VWAP	-
Volume (pcs)	0
Trading volume	0.00
Number of trades	18
Last size	0

Performance and Risk

	6m	1y	3y
Perf (%)	-13.82%	-5.07%	+23.58%
Perf (abs.)	-10.50	-3.50	+12.50
Beta	0.01	0.50	0.81
Volatility	37.70	32.75	41.54

5y



Information about previous performance does not guarantee future performance.
Source: FactSet

Price data

Ø price 5 days Ø volume 5 days (pcs.)	65.30 EUR (0)
Ø price 30 days Ø volume 30 days (pcs.)	62.22 EUR (0)
Ø price 100 days Ø volume 100 days (pcs.)	64.35 EUR (0)
Ø price 250 days Ø volume 250 days (pcs.)	68.52 EUR (0)
YTD High date	81.00 EUR (2024/02/28)
YTD Low date	57.50 EUR (2024/05/29)
52 Weeks High date	81.00 EUR (2024/02/28)
52 Weeks Low date	57.50 EUR (2024/05/29)

All listings for ACADIA HEALTHCARE CORP INC.

Exchange	Date	Time	Price	Trading volume (mio.)	Number of trades
Stuttgart	2024/08/09	08:12	65.50 EUR	0.00	3
Nasdaq	2024/08/09	22:00	71.58 USD	62.58	15,788
Munich	2024/08/09	08:03	65.50 EUR	0.00	2
Frankfurt	2024/08/09	08:00	65.50 EUR	0.00	2
Duesseldorf	2024/08/09	19:31	65.00 EUR	0.00	6
Berlin	2024/08/09	20:30	65.50 EUR	0.00	18

Company profile

Company Logo



Company Profile

-

Contact Details

ACADIA HEALTHCARE CO. INC.

--

Telefon: -

Fax: -

E-mail: -