

## DOLLARAMA INC.

ISIN: CA25675T1075 WKN: -

## Overview

2024/07/12 22:00:00

Price  
129.07 CADDifference  -0.28% (-0.36)

## General attributes

ISIN	CA25675T1075
Symbol	DOL
Exchange	Toronto Stock Exchange
Currency	CAD
Sector	Commerce
Security type	Stock
Market cap (m)	24,640 EUR
Benchmark	S&P/TSX 60 INDEX

## Market data

Bid (Bid size)	128.97 CAD (1,000)
Ask (Ask size)	129.35 CAD (100)
Open	129.26 CAD
High	129.92 CAD
Low	128.62 CAD
Close (prev. day)	129.43 CAD
VWAP	129.260624 CAD
Volume (pcs)	722,314
Trading volume	93,366,758.60
Number of trades	4,711
Last size	300

## Futures and Options











Related Futures	-
Related Options	-

5y



Information about previous performance does not guarantee future performance.  
Source: FactSet

## Recent research

on sector	Date	Headline	Download
	2024/07/12	 Global Equity Ratings	
	2024/07/12	 Aktienempfehlungen Global	
	2024/06/21	 Equity Weekly	
	2024/06/21	 Global Equity Ratings	
	2024/06/21	 Aktienempfehlungen Global	

## Details

2024/07/12 22:00:00

## Price

129.07 CAD

Difference 📉 -0.28% (-0.36)

## General attributes

ISIN	CA25675T1075
Symbol	DOL
Exchange	Toronto Stock Exchange
Currency	CAD
Sector	Commerce
Security type	Stock
Market cap (m)	24,640 EUR
Benchmark	S&P/TSX 60 INDEX

## Market data

Bid (Bid size)	128.97 CAD (1,000)
Ask (Ask size)	129.35 CAD (100)
Open	129.26 CAD
High	129.92 CAD
Low	128.62 CAD
Close (prev. day)	129.43 CAD
VWAP	129.260624 CAD
Volume (pcs)	722,314
Trading volume	93,366,758.60
Number of trades	4,711
Last size	300

## Performance and Risk

	6m	1y	3y
Perf (%)	+33.06%	+50.12%	+125.80%
Perf (abs.)	+32.07	+43.09	+71.91
Beta	0.39	0.45	0.55
Volatility	23.70	21.08	21.16

5y



Information about previous performance does not guarantee future performance.  
Source: FactSet

## Price data

Ø price 5 days   Ø volume 5 days (pcs.)	129.49 CAD (735,754)
Ø price 30 days   Ø volume 30 days (pcs.)	125.81 CAD (759,000)
Ø price 100 days   Ø volume 100 days (pcs.)	116.00 CAD (603,373)
Ø price 250 days   Ø volume 250 days (pcs.)	103.02 CAD (549,270)
YTD High   date	131.17 CAD (2024/07/10)
YTD Low   date	93.72 CAD (2024/01/05)
52 Weeks High   date	131.17 CAD (2024/07/10)
52 Weeks Low   date	84.19 CAD (2023/08/15)

## Arbitrage views

Exchange <span>📍</span>	Date	Time	Price	Trading volume (mio.)	Number of trades
Tradegate	2024/07/12	22:26	86.80 EUR	0.01	2
Toronto Stock Exchange	2024/07/12	22:00	129.07 CAD	93.37	4,711
Stuttgart	2024/07/12	20:14	87.16 EUR	0.00	12
Munich	2024/07/12	08:02	87.48 EUR	0.00	1
Hanover	2024/07/12	08:01	86.96 EUR	0.00	3

	12					
Frankfurt	2024/07/12	08:03	87.10 EUR	0.00		2
FINRA other OTC Issues	2024/07/12	21:43	94.92 USD	11.65		18
Duesseldorf	2024/07/12	08:11	86.90 EUR	0.00		3
Berlin	2024/07/12	20:22	87.36 EUR	0.00		15

## Company profile

### Company Logo



### Contact Details

DOLLARAMA INC.

--

5805 Royalmount Avenue - H4P 0A1  
Montréal

Telefon: +1-888-365-4266

Fax: +

E-mail: -

### Company Profile

-

#### Members of Management Board

Neil Rossy Chairman of Managing Board

Geoffrey Robillard Member of Executive Committee

J.P. Towner Member of Executive Committee

Johanne Choinière Member of Executive Committee

Laurence L'Abbé Member of Executive Committee

Nicolas Hien Member of Executive Committee

#### Board of directors

Stephen Gunn Chairman of Supervisory Board

Elisa Garcia Member of Supervisory Board

Gregory David Member of Supervisory Board

Huw Thomas Member of Supervisory Board

Joshua Bekenstein Member of Supervisory Board

Kristin Mugford Member of Supervisory Board

Nicholas Nomicos Member of Supervisory Board

Samira Sakhia Member of Supervisory Board

Thecla Sweeney Member of Supervisory Board