

DOLLARAMA INC.

ISIN: CA25675T1075 WKN: -

Overview

2024/04/26 22:00:00

Price

115.62 CAD

Difference  -1.18% (-1.38)

General attributes

ISIN	CA25675T1075
Symbol	DOL
Exchange	Toronto Stock Exchange
Currency	CAD
Sector	Commerce
Security type	Stock
Market cap (m)	22,195 EUR
Benchmark	S&P/TSX 60 INDEX

Market data

Bid (Bid size)	115.50 CAD (100)
Ask (Ask size)	116.00 CAD (100)
Open	116.71 CAD
High	117.18 CAD
Low	115.37 CAD
Close (prev. day)	117.00 CAD
VWAP	115.845624 CAD
Volume (pcs)	696,505
Trading volume	80,687,056.65
Number of trades	3,322
Last size	300

Futures and Options











Related Futures	-
Related Options	-

5y



Information about previous performance does not guarantee future performance.
Source: FactSet

Recent research

on sector	Date	Headline	Download
	2024/04/26	 Global Equity Ratings	
	2024/04/26	 Aktienempfehlungen Global	
	2024/04/03	 Global Equity Ratings	
	2024/04/03	 Aktienempfehlungen Global	
	2024/03/13	 Global Equity Ratings	

Details

2024/04/26 22:00:00

Price

115.62 CAD

Difference ▼ -1.18% (-1.38)

General attributes

ISIN	CA25675T1075
Symbol	DOL
Exchange	Toronto Stock Exchange
Currency	CAD
Sector	Commerce
Security type	Stock
Market cap (m)	22,195 EUR
Benchmark	S&P/TSX 60 INDEX

Market data

Bid (Bid size)	115.50 CAD (100)
Ask (Ask size)	116.00 CAD (100)
Open	116.71 CAD
High	117.18 CAD
Low	115.37 CAD
Close (prev. day)	117.00 CAD
VWAP	115.845624 CAD
Volume (pcs)	696,505
Trading volume	80,687,056.65
Number of trades	3,322
Last size	300

Performance and Risk

	6m	1y	3y
Perf (%)	+20.17%	+36.28%	+99.86%
Perf (abs.)	+19.41	+30.78	+57.77
Beta	0.22	0.45	0.55
Volatility	23.38	20.52	21.02

5y



Information about previous performance does not guarantee future performance.
Source: FactSet

Price data

Ø price 5 days Ø volume 5 days (pcs.)	115.16 CAD (664,303)
Ø price 30 days Ø volume 30 days (pcs.)	108.84 CAD (588,135)
Ø price 100 days Ø volume 100 days (pcs.)	102.40 CAD (550,724)
Ø price 250 days Ø volume 250 days (pcs.)	94.81 CAD (533,226)
YTD High date	117.18 CAD (2024/04/26)
YTD Low date	93.72 CAD (2024/01/05)
52 Weeks High date	117.18 CAD (2024/04/26)
52 Weeks Low date	80.81 CAD (2023/06/07)

Arbitrage views

Exchange ⊕	Date	Time	Price	Trading volume (mio.)	Number of trades
Tradegate	2024/04/26	22:26	79.08 EUR	0.00	1
Toronto Stock Exchange	2024/04/26	22:00	115.62 CAD	80.69	3,322
Stuttgart	2024/04/26	17:47	79.36 EUR	0.00	9
Munich	2024/04/26	08:03	79.56 EUR	0.00	2
Hanover	2024/04/26	08:00	79.56 EUR	0.00	3

	26					
Frankfurt	2024/04/ 26	08:43	79.62 EUR	0.00		2
FINRA other OTC Issues	2024/04/ 26	20:25	84.535 USD	0.32		31
Duesseldorf	2024/04/ 26	08:11	79.54 EUR	0.00		3
Berlin	2024/04/ 26	20:22	79.08 EUR	0.00		14

Company profile

Company Logo



Contact Details

DOLLARAMA INC.

--

5805 Royalmount Avenue - H4P 0A1
Montréal

Telefon: +1-888-365-4266

Fax: +

E-mail: -

Company Profile

-

Members of Management Board

Neil Rossy Chairman of Managing Board

Geoffrey Robillard Member of Executive Committee

J.P. Towner Member of Executive Committee

Johanne Choinière Member of Executive Committee

Laurence L'Abbé Member of Executive Committee

Nicolas Hien Member of Executive Committee

Board of directors

Stephen Gunn Chairman of Supervisory Board

Elisa Garcia Member of Supervisory Board

Gregory David Member of Supervisory Board

Huw Thomas Member of Supervisory Board

Joshua Bekenstein Member of Supervisory Board

Kristin Mugford Member of Supervisory Board

Nicholas Nomicos Member of Supervisory Board

Samira Sakhia Member of Supervisory Board

Thecla Sweeney Member of Supervisory Board