

## VICINITY MOTOR CORP.

ISIN: CA9256541058 WKN: 925654105

## Overview

2024/07/26 20:48:06

Price  
0.356 EURDifference  2.59% (0.01)

## General attributes

ISIN	CA9256541058
Symbol	VEV
Exchange	Berlin
Currency	EUR
Sector	Automotive
Security type	Stock
Market cap (m)	18 EUR
Benchmark	S&P/TSX 60 INDEX

## Market data

Bid (Bid size)	-
Ask (Ask size)	-
Open	0.345 EUR
High	0.357 EUR
Low	0.317 EUR
Close (prev. day)	0.347 EUR
VWAP	-
Volume (pcs)	0
Trading volume	0.00
Number of trades	20
Last size	0

## Futures and Options




Related Futures	-
Related Options	-

5y



Information about previous performance does not guarantee future performance.  
Source: FactSet

## Recent research

on sector			
Date		Headline	Download
2024/07/24		Global Equity Ratings	
2024/07/24		Aktienempfehlungen Global	
2024/07/15		Aktienempfehlungen Global	
2024/07/12		Global Equity Ratings	
2024/07/09		Aktienempfehlungen Österreich	

## Details

2024/07/26 20:48:06

## Price

0.356 EUR

Difference ▲ 2.59% (0.01)

## General attributes

ISIN	CA9256541058
Symbol	VEV
Exchange	Berlin
Currency	EUR
Sector	Automotive
Security type	Stock
Market cap (m)	18 EUR
Benchmark	S&P/TSX 60 INDEX

## Market data

Bid (Bid size)	-
Ask (Ask size)	-
Open	0.345 EUR
High	0.357 EUR
Low	0.317 EUR
Close (prev. day)	0.347 EUR
VWAP	-
Volume (pcs)	0
Trading volume	0.00
Number of trades	20
Last size	0

## Performance and Risk

	6m	1y	3y
Perf (%)	-56.00%	-66.54%	-92.39%
Perf (abs.)	-0.45	-0.71	-4.32
Beta	1.06	1.26	1.28
Volatility	121.14	93.32	77.45

5y



Information about previous performance does not guarantee future performance.  
Source: FactSet

## Price data

Ø price 5 days   Ø volume 5 days (pcs.)	0.360 EUR (0)
Ø price 30 days   Ø volume 30 days (pcs.)	0.461 EUR (108)
Ø price 100 days   Ø volume 100 days (pcs.)	0.607 EUR (40)
Ø price 250 days   Ø volume 250 days (pcs.)	0.738 EUR (31)
YTD High   date	0.860 EUR (2024/01/09)
YTD Low   date	0.280 EUR (2024/07/11)
52 Weeks High   date	1.244 EUR (2023/07/31)
52 Weeks Low   date	0.280 EUR (2024/07/11)

## All listings for VICINITY MOTOR CORP.

Exchange <span>📍</span>	Date	Time	Price	Trading volume (mio.)	Number of trades
Tradegate	2024/07/26	22:26	0.349 EUR	0.01	6
TSX Venture Exchange	2024/07/26	21:59	0.55 CAD	0.02	60
Stuttgart	2024/07/26	14:44	0.31 EUR	0.00	6
Nasdaq	2024/07/26	22:00	0.3807 USD	0.28	2,044
Munich	2024/07/26	08:00	0.328 EUR	0.00	2

	26					
Frankfurt	2024/07/ 26	08:12	0.305 EUR	0.00		2
Duesseldorf	2024/07/ 26	08:11	0.327 EUR	0.00		3
Berlin	2024/07/ 26	20:48	0.356 EUR	0.00		20

## Company profile

### Company Logo



### Company Profile

-

### Contact Details

VICINITY MOTOR

--

----

Telefon: -

Fax: -

E-mail: -