

SOLTEC POWER HOLDINGS SA

ISIN: **ES0105513008** WKN: -

Overview

2022/08/18 17:38:00

Price
5.19 EURDifference  -3.17% (-0.17)

General attributes

ISIN ES0105513008
 Symbol SOL
 Exchange BME Continuous Market
 Currency EUR
 Sector Energy / Commodities
 Security type Stock
 Market cap (m) 474 EUR
 Benchmark IBEX 35

Market data

Bid (Bid size) -
 Ask (Ask size) -
 Open 5.38 EUR
 High 5.38 EUR
 Low 5.185 EUR
 Close (prev. day) 5.36 EUR
 VWAP 5.240522 EUR
 Volume (pcs) 259,902
 Trading volume 1,362,022.90
 Number of trades 726
 Last size -

Futures and Options










Related Futures -
 Related Options -

5y



Information about previous performance does not guarantee future performance.
 Source: FactSet

Recent research

on sector		on market	
Date		Headline	Download
2022/08/18		Global Equity Ratings	
2022/08/18		Aktienempfehlungen Global	
2022/08/12		Equity Weekly	
2022/08/08		Global Equity Ratings	
2022/08/08		Aktienempfehlungen Global	

Details

2022/08/18 17:38:00

Price

5.19 EUR

Difference  -3.17% (-0.17)

General attributes

ISIN	ES0105513008
Symbol	SOL
Exchange	BME Continuous Market
Currency	EUR
Sector	Energy / Commodities
Security type	Stock
Market cap (m)	474 EUR
Benchmark	IBEX 35

Market data

Bid (Bid size)	-
Ask (Ask size)	-
Open	5.38 EUR
High	5.38 EUR
Low	5.185 EUR
Close (prev. day)	5.36 EUR
VWAP	5.240522 EUR
Volume (pcs)	259,902
Trading volume	1,362,022.90
Number of trades	726
Last size	-

Performance and Risk

	6m	1y	3y
Perf (%)	+19.75%	-23.68%	-
Perf (abs.)	+0.86	-1.61	-
Beta	-	-	-
Volatility	64.47	56.67	59.55

5y



Information about previous performance does not guarantee future performance.
Source: FactSet

Price data

Ø price 5 days Ø volume 5 days (pcs.)	5.25 EUR (322,907)
Ø price 30 days Ø volume 30 days (pcs.)	4.50 EUR (307,273)
Ø price 100 days Ø volume 100 days (pcs.)	4.28 EUR (353,689)
Ø price 250 days Ø volume 250 days (pcs.)	5.41 EUR (242,877)
YTD High date	6.80 EUR (2022/01/04)
YTD Low date	3.37 EUR (2022/05/12)
52 Weeks High date	8.35 EUR (2021/11/01)
52 Weeks Low date	3.37 EUR (2022/05/12)

Arbitrage views

Exchange 	Date	Time	Price	Trading volume (mio.)	Number of trades
Tradegate	2022/08/18	22:02	5.215 EUR	0.00	1
Stuttgart	2022/08/18	08:07	5.32 EUR	0.00	3
Munich	2022/08/18	08:08	5.46 EUR	0.00	1
Frankfurt	2022/08/18	08:24	5.285 EUR	0.00	1
Berlin	2022/08/18	21:45	5.19 EUR	0.00	10

	18					
BME Continuous Market	2022/08/18	17:38	5.19 EUR	1.36		726

Company profile

Company Logo



Company Profile

-

Contact Details

SOLTEC POWER HOLDINGS

--

Telefon: -

Fax: -

E-mail: -