

NOKIAN TYRES OYJ

ISIN: **FI0009005318** WKN: -

Overview

2024/07/12 10:12:30

Price
7.902 EUR

Difference  1.93% (0.15)

General attributes

ISIN	FI0009005318
Symbol	TYRES
Exchange	Frankfurt
Currency	EUR
Sector	Automotive
Security type	Stock
Market cap (m)	1,089 EUR
Benchmark	OMX HELSINKI 25

Market data

Bid (Bid size)	-
Ask (Ask size)	-
Open	7.884 EUR
High	7.902 EUR
Low	7.884 EUR
Close (prev. day)	7.752 EUR
VWAP	7.902 EUR
Volume (pcs)	1,000
Trading volume	7,902.00
Number of trades	1
Last size	1,000

Futures and Options








Related Futures	32
Related Options	-

5y



Information about previous performance does not guarantee future performance.
Source: FactSet

Recent research

on sector		on market	
Date		Headline	Download
2024/07/12		Global Equity Ratings	
2024/07/12		Aktienempfehlungen Global	
2024/07/09		Aktienempfehlungen Österreich	
2024/06/24		Aktienempfehlungen Österreich	
2024/06/21		Global Equity Ratings	

Details

2024/07/12 10:12:30

Price

7.902 EUR

Difference ▲ 1.93% (0.15)

General attributes

ISIN	F10009005318
Symbol	TYRES
Exchange	Frankfurt
Currency	EUR
Sector	Automotive
Security type	Stock
Market cap (m)	1,089 EUR
Benchmark	OMX HELSINKI 25

Market data

Bid (Bid size)	-
Ask (Ask size)	-
Open	7.884 EUR
High	7.902 EUR
Low	7.884 EUR
Close (prev. day)	7.752 EUR
VWAP	7.902 EUR
Volume (pcs)	1,000
Trading volume	7,902.00
Number of trades	1
Last size	1,000

Performance and Risk

	6m	1y	3y
Perf (%)	-7.01%	-	-
Perf (abs.)	-0.60	-	-
Beta	1.15	0.99	1.44
Volatility	28.41	-	-

5y



Information about previous performance does not guarantee future performance.
Source: FactSet

Price data

Ø price 5 days Ø volume 5 days (pcs.)	7.789 EUR (466)
Ø price 30 days Ø volume 30 days (pcs.)	7.902 EUR (123)
Ø price 100 days Ø volume 100 days (pcs.)	8.399 EUR (288)
Ø price 250 days Ø volume 250 days (pcs.)	- EUR (-)
YTD High date	9.412 EUR (2024/04/12)
YTD Low date	7.632 EUR (2024/07/10)
52 Weeks High date	- EUR (-)
52 Weeks Low date	- EUR (-)

All listings for NOKIAN TYRES OYJ

Exchange 📍	Date	Time	Price	Trading volume (mio.)	Number of trades
Vienna Stock Exchange	2024/07/12	17:32	7.91 EUR	0.00	5
Tradegate	2024/07/12	22:26	7.86 EUR	0.02	5
Stuttgart	2024/07/12	14:07	7.868 EUR	0.00	9
Nasdaq Helsinki	2024/07/12	18:00	7.898 EUR	2.66	1,387
London Stock Exchange	2024/	17:25	7.938 EUR	0.00	2

European Trade Reporting	07/12					
Frankfurt	2024/ 07/12	10:12	7.902	EUR	0.01	1
FINRA other OTC Issues	2024/ 07/10	15:30	8.08	USD	0.00	1
Euronext Milan MTF Trading After Hours	2024/ 07/12	17:44	7.912	EUR	0.00	1
Euronext Milan MTF Global Equity Market	2024/ 07/12	17:44	7.912	EUR	0.00	1
Duesseldorf	2023/ 10/20	12:31	7.618	EUR	0.00	4
Duesseldorf	2024/ 07/12	08:10	7.898	EUR	0.00	3
Berlin	2024/ 07/12	08:03	7.906	EUR	0.00	3

Company profile

Company Logo



Contact Details

NOKIAN RENKAAT OYJ

--

Pirkkalaistie 7 - 37101 Nokia

Telefon: +358-10-401-7000

Fax: +

E-mail: info@nokiantyres.com

Company Profile

-

Members of Management Board

Jukka Moisio Chairman of Managing Board

Adrian Kaczmarczyk Member of Executive Committee

Anna Hyvönen Member of Executive Committee

Jukka Kasi Member of Executive Committee

Manu Salmi Member of Executive Committee

Niko Haavisto Member of Executive Committee

Päivi Antola Member of Executive Committee

Päivi Leskinen Member of Executive Committee

Board of directors

Jukka Hienonen Chairman of Supervisory Board

Christopher Ostrander Member of Supervisory Board

George Rietbergen Member of Supervisory Board

Jouko Markku Kalevi Pölönen Member of Supervisory Board

Markus Korsten Member of Supervisory Board

Pekka Juhani Vauramo Member of Supervisory Board

Reima Ryttsölä Member of Supervisory Board

Susanne Hahn Member of Supervisory Board

Veronica Lindholm Member of Supervisory Board