

AKER CARBON CAPTURE ASA NOK1

ISIN: NO0010890304 WKN: -

Overview

2022/08/19 22:27:11

Price
2.26 EURDifference  -6.77% (-0.16)

General attributes

ISIN	NO0010890304
Symbol	ACC
Exchange	Tradegate
Currency	EUR
Sector	Energy / Commodities
Security type	Stock
Market cap (m)	1,480 EUR
Benchmark	NORWAY OSLO BORS ALL SHARE(TRG)

Market data

Bid (Bid size)	2.24 EUR (2,500)
Ask (Ask size)	2.28 EUR (2,500)
Open	2.394 EUR
High	2.412 EUR
Low	2.221 EUR
Close (prev. day)	2.424 EUR
VWAP	2.27175 EUR
Volume (pcs)	98,095
Trading volume	222,847.25
Number of trades	60
Last size	-

Futures and Options











Related Futures	-
Related Options	-

5y



Information about previous performance does not guarantee future performance.
Source: FactSet

Recent research

on sector			
Date		Headline	Download
2022/08/18		Global Equity Ratings	
2022/08/18		Aktienempfehlungen Global	
2022/08/12		Equity Weekly	
2022/08/08		Global Equity Ratings	
2022/08/08		Aktienempfehlungen Global	

Details

2022/08/19 22:27:11

Price
2.26 EUR

Difference  -6.77% (-0.16)

General attributes

ISIN	NO0010890304
Symbol	ACC
Exchange	Tradegate
Currency	EUR
Sector	Energy / Commodities
Security type	Stock
Market cap (m)	1,480 EUR
Benchmark	NORWAY OSLO BORS ALL SHARE(TRG)

Market data

Bid (Bid size)	2.24 EUR (2,500)
Ask (Ask size)	2.28 EUR (2,500)
Open	2.394 EUR
High	2.412 EUR
Low	2.221 EUR
Close (prev. day)	2.424 EUR
VWAP	2.27175 EUR
Volume (pcs)	98,095
Trading volume	222,847.25
Number of trades	60
Last size	-

Performance and Risk

	6m	1y	3y
Perf (%)	+49.80%	+4.25%	-
Perf (abs.)	+0.76	+0.09	-
Beta	1.62	1.82	1.14
Volatility	69.56	75.23	79.19

5y



Information about previous performance does not guarantee future performance.
Source: FactSet

Price data

Ø price 5 days Ø volume 5 days (pcs.)	2.39 EUR (79,599)
Ø price 30 days Ø volume 30 days (pcs.)	2.10 EUR (49,585)
Ø price 100 days Ø volume 100 days (pcs.)	2.02 EUR (51,132)
Ø price 250 days Ø volume 250 days (pcs.)	2.28 EUR (130,676)
YTD High date	3.10 EUR (2022/01/04)
YTD Low date	1.31 EUR (2022/03/07)
52 Weeks High date	3.55 EUR (2021/11/09)
52 Weeks Low date	1.31 EUR (2022/03/07)

Arbitrage views

Exchange 	Date	Time	Price	Trading volume (mio.)	Number of trades
Tradegate	2022/08/19	22:27	2.26 EUR	0.22	60
Stuttgart	2022/08/19	15:40	2.303 EUR	0.00	8
Munich	2022/08/19	08:05	2.40 EUR	0.00	1
London Stock Exchange European Trade Reporting	2022/08/19	16:20	22.955 NOK	0.00	2
Frankfurt	2022/	21:26	2.20 EUR	0.02	6

	08/19				
First North Stockholm	2022/ 08/19	16:19	22.82 NOK	0.66	51
FINRA other OTC Issues	2022/ 08/19	19:40	2.3028 USD	0.02	14
Duesseldorf	2022/ 08/19	21:01	2.26 EUR	0.00	10
Berlin	2022/ 08/19	21:34	2.26 EUR	0.00	15

Company profile

Company Logo

<https://>

Company Profile

-

Contact Details

AKER CARBON CAPTURE

--

Telefon: -

Fax: -

E-mail: -