

MCDONALD'S (MCDF) - EUX/20211119

2021/06/17 18:51:21

Price
233.3863 USD

Difference  **-0.71% (-1.68)**

General attributes

Symbol	MCDFX21
Exchange	Eurex
Currency	USD
Security type	Future
Underlying	MCDONALD'S CORPORATION COM
Maturity	11-2021
Contract size	100

Market data

Bid (Bid size)	- USD (-)
Ask (Ask size)	- USD (-)
Open	233.3863 USD
High	233.3863 USD
Low	233.3863 USD
Close (prev. day)	235.0653 USD
Underlying	MCDONALD'S CORPORATION COM
Underlying price (date)	229.95 (21/06/18)
Settlement price (date)	233.39 (21/06/17)
Open Interest	0

Performance and Risk

	6m	1y	3y
Perf (%)	+10.89%	-	-
Perf (abs.)	+22.93	-	-
Beta	-	-	-
Volatility	14.00	16.41	16.41

Futures and Options

Related Futures	-
Related Options	-

5y












Information about previous performance does not guarantee future performance.
Source: FactSet

Price data

Ø price 5 days Ø volume 5 days (pcs.)	234.8890 USD (0)
Ø price 30 days Ø volume 30 days (pcs.)	231.5455 USD (0)
Ø price 100 days Ø volume 100 days (pcs.)	222.0975 USD (0)
Ø price 250 days Ø volume 250 days (pcs.)	- USD (0)
YTD High date	235.7361 USD (2021/06/11)
YTD Low date	202.5587 USD (2021/03/05)
52 Weeks High date	235.7361 USD (2021/06/11)
52 Weeks Low date	202.5587 USD (2021/03/05)

Recent Research

on underlying	on sector	on market	
Date		Headline	Download
2021/06/17		Global Equity Ratings	
2021/06/17		Aktienempfehlungen Global	
2021/06/10		Global Equity Ratings	
2021/06/10		Aktienempfehlungen Global	
2021/05/12		Global Equity Ratings	