


# GREENERGY RENOVABLES SA EUR0.35

ISIN: **ES0105079000**      WKN: -

## Overview

2024/04/30 08:03:57		
Price	27.50 EUR	
Difference		5.77% (1.50)

General attributes	
ISIN	ES0105079000
Symbol	GRE
Exchange	Munich
Currency	EUR
Sector	Utilities
Security type	Stock
Market cap (m)	840 EUR
Benchmark	IBEX 35



Market data	
Bid (Bid size)	-
Ask (Ask size)	-
Open	27.50 EUR
High	27.50 EUR
Low	27.50 EUR
Close (prev. day)	26.00 EUR
VWAP	27.60 EUR
Volume (pcs)	0
Trading volume	0.00
Number of trades	2
Last size	0

Futures and Options	
Related Futures	-
Related Options	-




Information about previous performance does not guarantee future performance.  
Source: FactSet

### Recent research

on sector		on market	
Date		Headline	Download
2024/04/29		Aktienempfehlungen Österreich	
2024/04/26		Global Equity Ratings	
2024/04/26		Aktienempfehlungen Global	
2024/04/15		Aktienempfehlungen Österreich	
2024/04/03		Global Equity Ratings	

Details

2024/04/30 08:03:57		
Price	27.50 EUR	
Difference		5.77% (1.50)

General attributes	
ISIN	ES0105079000
Symbol	GRE
Exchange	Munich
Currency	EUR
Sector	Utilities
Security type	Stock
Market cap (m)	840 EUR
Benchmark	IBEX 35

Market data	
Bid (Bid size)	-
Ask (Ask size)	-
Open	27.50 EUR
High	27.50 EUR
Low	27.50 EUR
Close (prev. day)	26.00 EUR
VWAP	27.60 EUR
Volume (pcs)	0
Trading volume	0.00
Number of trades	2
Last size	0

Performance and Risk			
	6m	1y	3y
Perf (%)	+24.43%	+0.22%	+3.97%
Perf (abs.)	+5.40	+0.06	+1.05
Beta	0.89	1.06	0.83
Volatility	37.50	35.91	40.58



Information about previous performance does not guarantee future performance.  
Source: FactSet

Price data	
Ø price 5 days   Ø volume 5 days (pcs.)	26.36 EUR (0)
Ø price 30 days   Ø volume 30 days (pcs.)	25.48 EUR (9)
Ø price 100 days   Ø volume 100 days (pcs.)	28.45 EUR (14)
Ø price 250 days   Ø volume 250 days (pcs.)	26.54 EUR (10)
YTD High   date	34.38 EUR (2024/01/02)
YTD Low   date	23.10 EUR (2024/03/22)
52 Weeks High   date	34.38 EUR (2024/01/02)
52 Weeks Low   date	18.62 EUR (2023/10/16)

Arbitrage views					
Exchange 	Date	Time	Price	Trading volume (mio.)	Number of trades
Tradegate	2024/04/30	22:26	27.35 EUR	0.02	4
Stuttgart	2024/04/30	10:30	27.25 EUR	0.00	6
Munich	2024/04/30	08:03	27.50 EUR	0.00	2
Frankfurt	2024/04/30	15:29	27.05 EUR	0.00	4
Duesseldorf	2024/04/30	19:30	27.20 EUR	0.00	7

	30						
Berlin	2024/04/30	21:50	27.35	EUR	0.00		18
BME Continuous Market	2024/04/30	17:35	27.45	EUR	0.66		276

# Company profile

## Company Logo

Contact Details

GREENERGY RENOVABLES SA

--

----

Telefon: -

Fax: -

E-mail: -

## Company Profile

-