

DERMAPHARM HOLDING SE

ISIN: DE000A2GS5D8 WKN: A2GS5D

Overview

2024/04/26 17:30:00

Price

31.25 EUR

Difference  -0.48% (-0.15)

General attributes

ISIN DE000A2GS5D8

Symbol DMP

Exchange London Stock Exchange
European Trade Reporting

Currency EUR

Sector Chemical / Pharmaceutical /
Health

Security type Stock

Market cap (m) 1,685 EUR

Benchmark GERMANY DAX

Market data

Bid (Bid size) 28.00 EUR (1,000)

Ask (Ask size) 34.50 EUR (1,000)

Open 31.125 EUR

High 31.25 EUR

Low 31.125 EUR

Close (prev. day) 31.40 EUR

VWAP 37.32 EUR

Volume (pcs) -

Trading volume -

Number of trades 2

Last size -

Futures and Options

Related Futures -








Related Options 603

5y



Information about previous performance does not guarantee future performance.
Source: FactSet

Recent research

on sector		on market	
Date		Headline	Download
2024/04/26		Global Equity Ratings	
2024/04/26		Aktienempfehlungen Global	
2024/04/15		Aktienempfehlungen Österreich	
2024/04/03		Global Equity Ratings	
2024/04/03		Aktienempfehlungen Global	

Details

2024/04/26 17:30:00

Price

31.25 EUR

Difference ▼ -0.48% (-0.15)

General attributes

ISIN DE000A2GS5D8

Symbol DMP

Exchange London Stock Exchange
European Trade Reporting

Currency EUR

Sector Chemical / Pharmaceutical /
Health

Security type Stock

Market cap (m) 1,685 EUR

Benchmark GERMANY DAX

Market data

Bid (Bid size) 28.00 EUR (1,000)

Ask (Ask size) 34.50 EUR (1,000)

Open 31.125 EUR

High 31.25 EUR

Low 31.125 EUR

Close (prev. day) 31.40 EUR

VWAP 37.32 EUR

Volume (pcs) -

Trading volume -

Number of trades 2

Last size -

Performance and Risk

	6m	1y	3y
Perf (%)	-16.49%	-30.71%	-57.60%
Perf (abs.)	-6.17	-13.85	-42.45
Beta	1.01	0.87	0.82
Volatility	26.93	27.85	33.67

5y



Information about previous performance does not guarantee future performance.
Source: FactSet

Price data

Ø price 5 days Ø volume 5 days (pcs.)	32.06 EUR (0)
Ø price 30 days Ø volume 30 days (pcs.)	33.11 EUR (0)
Ø price 100 days Ø volume 100 days (pcs.)	37.76 EUR (153)
Ø price 250 days Ø volume 250 days (pcs.)	40.73 EUR (102)
YTD High date	42.71 EUR (2024/01/02)
YTD Low date	31.13 EUR (2024/04/26)
52 Weeks High date	49.41 EUR (2023/08/24)
52 Weeks Low date	31.13 EUR (2024/04/26)

Arbitrage views

Exchange	Date	Time	Price	Trading volume (mio.)	Number of trades
Xetra	2024/04/26	17:35	31.30 EUR	1.19	291
Tradegate	2024/04/26	22:26	31.45 EUR	0.20	47
Stuttgart	2024/04/26	21:55	31.20 EUR	0.02	68
Munich	2024/04/26	08:02	31.40 EUR	0.00	2

London Stock Exchange European Trade Reporting	2024/ 04/26	17:30	31.25 EUR	0.00	2
Hanover	2024/ 04/26	08:16	30.95 EUR	0.00	3
Hamburg	2024/ 04/26	14:15	31.05 EUR	0.01	2
Frankfurt	2024/ 04/26	19:55	31.65 EUR	0.00	1
FINRA other OTC Issues	2022/ 11/29	21:05	42.6840 USD	0.02	1
Duesseldorf	2024/ 04/26	19:31	31.15 EUR	0.00	7
Berlin	2024/ 04/26	21:52	31.45 EUR	0.00	17

Company profile

Company Logo

Dermapharm Holding SE



Contact Details

DERMAPHARM HOLDING SE

--

Lil-Dagover-Ring 7 - 82031 Grunwald

Telefon: +49-89-641860

Fax: +49-89-64186130

E-mail: -

Company Profile

-

Members of Management Board

Hans-Georg Feldmeier	Chairman of Managing Board
Andreas Eberhorn	Member of Executive Committee
Christof Dreibholz	Member of Executive Committee
Karin Samusch	Member of Executive Committee

Board of directors

Wilhelm Beier	Chairman of Supervisory Board
Erwin Kern	Member of Supervisory Board
Lothar Maximilian Lanz	Member of Supervisory Board