

WESTHAVEN GOLD INC.

ISIN: CA9603501060 WKN: -

Overview

2024/07/26 20:48:06

Price
0.0982 EURDifference  -0.20% (-0.00)

General attributes

ISIN	CA9603501060
Symbol	WHN
Exchange	Berlin
Currency	EUR
Sector	Energy / Commodities
Security type	Stock
Market cap (m)	15 EUR
Benchmark	S&P/TSX 60 INDEX

Market data

Bid (Bid size)	-
Ask (Ask size)	-
Open	0.0966 EUR
High	0.10 EUR
Low	0.0966 EUR
Close (prev. day)	0.0984 EUR
VWAP	-
Volume (pcs)	0
Trading volume	0.00
Number of trades	20
Last size	0

Futures and Options








Related Futures	-
Related Options	-

5y



Information about previous performance does not guarantee future performance.
Source: FactSet

Recent research

on sector			
Date		Headline	Download
2024/07/26		Equity Weekly	
2024/07/24		Global Equity Ratings	
2024/07/24		Aktienempfehlungen Global	
2024/07/15		Aktienempfehlungen Global	
2024/07/12		Equity Weekly	

Details

2024/07/26 20:48:06

Price

0.0982 EUR

Difference ▼ -0.20% (-0.00)

General attributes

ISIN	CA9603501060
Symbol	WHN
Exchange	Berlin
Currency	EUR
Sector	Energy / Commodities
Security type	Stock
Market cap (m)	15 EUR
Benchmark	S&P/TSX 60 INDEX

Market data

Bid (Bid size)	-
Ask (Ask size)	-
Open	0.0966 EUR
High	0.10 EUR
Low	0.0966 EUR
Close (prev. day)	0.0984 EUR
VWAP	-
Volume (pcs)	0
Trading volume	0.00
Number of trades	20
Last size	0

Performance and Risk

	6m	1y	3y
Perf (%)	-14.24%	-44.20%	-74.76%
Perf (abs.)	-0.02	-0.08	-0.29
Beta	1.01	0.24	0.54
Volatility	56.19	66.81	65.49

5y



Information about previous performance does not guarantee future performance.
Source: FactSet

Price data

Ø price 5 days Ø volume 5 days (pcs.)	0.1014 EUR (0)
Ø price 30 days Ø volume 30 days (pcs.)	0.1123 EUR (0)
Ø price 100 days Ø volume 100 days (pcs.)	0.1388 EUR (10)
Ø price 250 days Ø volume 250 days (pcs.)	0.1418 EUR (4)
YTD High date	0.1805 EUR (2024/04/12)
YTD Low date	0.0966 EUR (2024/07/26)
52 Weeks High date	0.2180 EUR (2023/11/29)
52 Weeks Low date	0.0966 EUR (2024/07/26)

All listings for WESTHAVEN GOLD INC.

Exchange	Date	Time	Price	Trading volume (mio.)	Number of trades
Tradegate	2024/07/26	22:26	0.0982 EUR	0.00	1
TSX Venture Exchange	2024/07/26	21:53	0.145 CAD	0.01	5
Stuttgart	2024/07/26	16:41	0.105 EUR	0.00	6
Munich	2024/07/26	08:00	0.089 EUR	0.00	2
Frankfurt	2024/07/26	08:10	0.0938 EUR	0.00	2

	26						
FINRA other OTC Issues	2024/07/ 26	18:25	0.1072	USD	0.00		9
Duesseldorf	2024/07/ 26	08:12	0.089	EUR	0.00		3
Berlin	2024/07/ 26	20:48	0.0982	EUR	0.00		20

Company profile

Company Logo

Contact Details

WESTHAVEN GOLD

--

Telefon: -

Fax: -

E-mail: -

Company Profile

-