

GREENERGY RENOVABLES SA EUR0.35

ISIN: **ES0105079000** WKN: -

Overview

2024/07/26 22:26:44

Price
35.05 EURDifference  0.14% (0.05)

General attributes

ISIN	ES0105079000
Symbol	GRE
Exchange	Tradegate
Currency	EUR
Sector	Utilities
Security type	Stock
Market cap (m)	1,070 EUR
Benchmark	IBEX 35

Market data

Bid (Bid size)	34.90 EUR (90)
Ask (Ask size)	35.20 EUR (90)
Open	34.85 EUR
High	34.85 EUR
Low	34.85 EUR
Close (prev. day)	35.00 EUR
VWAP	34.85 EUR
Volume (pcs)	150
Trading volume	5,227.50
Number of trades	1
Last size	-

Futures and Options







Related Futures	-
Related Options	-

5y



Information about previous performance does not guarantee future performance.
Source: FactSet

Recent research

on sector		on market	
Date		Headline	Download
2024/07/26		Equity Weekly	
2024/07/24		Global Equity Ratings	
2024/07/24		Aktienempfehlungen Global	
2024/07/15		Aktienempfehlungen Global	
2024/07/12		Global Equity Ratings	

Details

2024/07/26 22:26:44

Price

35.05 EUR

Difference ▲ 0.14% (0.05)

General attributes

ISIN	ES0105079000
Symbol	GRE
Exchange	Tradegate
Currency	EUR
Sector	Utilities
Security type	Stock
Market cap (m)	1,070 EUR
Benchmark	IBEX 35

Market data

Bid (Bid size)	34.90 EUR (90)
Ask (Ask size)	35.20 EUR (90)
Open	34.85 EUR
High	34.85 EUR
Low	34.85 EUR
Close (prev. day)	35.00 EUR
VWAP	34.85 EUR
Volume (pcs)	150
Trading volume	5,227.50
Number of trades	1
Last size	-

Performance and Risk

	6m	1y	3y
Perf (%)	+13.30%	+23.67%	+23.14%
Perf (abs.)	+4.09	+6.67	+6.55
Beta	1.07	1.25	0.86
Volatility	41.51	39.31	41.20

5y



Information about previous performance does not guarantee future performance.
Source: FactSet

Price data

Ø price 5 days Ø volume 5 days (pcs.)	34.64 EUR (59)
Ø price 30 days Ø volume 30 days (pcs.)	34.33 EUR (249)
Ø price 100 days Ø volume 100 days (pcs.)	29.35 EUR (173)
Ø price 250 days Ø volume 250 days (pcs.)	27.73 EUR (175)
YTD High date	36.50 EUR (2024/07/12)
YTD Low date	22.48 EUR (2024/03/20)
52 Weeks High date	36.50 EUR (2024/07/12)
52 Weeks Low date	18.35 EUR (2023/10/06)

Arbitrage views

Exchange ⊕	Date	Time	Price	Trading volume (mio.)	Number of trades
Tradegate	2024/07/26	22:26	35.05 EUR	0.01	1
Stuttgart	2024/07/26	08:17	35.00 EUR	0.00	3
Munich	2024/07/26	08:19	34.95 EUR	0.00	2
Frankfurt	2024/07/26	15:29	34.15 EUR	0.00	4
Duesseldorf	2024/07/26	19:31	34.75 EUR	0.00	7

	26						
Berlin	2024/07/26	21:50	35.00	EUR	0.00		17
BME Continuous Market	2024/07/26	17:35	34.95	EUR	0.87		278

Company profile

Company Logo

Contact Details

GREENERGY RENOVABLES SA

--

Telefon: -

Fax: -

E-mail: -

Company Profile

-