

## GREENERGY RENOVABLES SA EUR0.35

ISIN: **ES0105079000** WKN: -

## Overview

2024/04/26 22:02:12

Price  
26.00 EURDifference  2.77% (0.70)

## General attributes

ISIN	ES0105079000
Symbol	GRE
Exchange	Tradegate
Currency	EUR
Sector	Utilities
Security type	Stock
Market cap (m)	794 EUR
Benchmark	IBEX 35

## Market data

Bid (Bid size)	25.85 EUR (120)
Ask (Ask size)	26.10 EUR (120)
Open	26.00 EUR
High	26.00 EUR
Low	26.00 EUR
Close (prev. day)	25.30 EUR
VWAP	26.20 EUR
Volume (pcs)	-
Trading volume	-
Number of trades	1
Last size	-

## Futures and Options




Related Futures	-
Related Options	-

5y



Information about previous performance does not guarantee future performance.  
Source: FactSet

## Recent research

on sector		on market	
Date		Headline	Download
2024/04/26		Global Equity Ratings	
2024/04/26		Aktienempfehlungen Global	
2024/04/15		Aktienempfehlungen Österreich	
2024/04/03		Global Equity Ratings	
2024/04/03		Aktienempfehlungen Global	

## Details

2024/04/26 22:02:12

## Price

26.00 EUR

Difference ▲ 2.77% (0.70)

## General attributes

ISIN	ES0105079000
Symbol	GRE
Exchange	Tradegate
Currency	EUR
Sector	Utilities
Security type	Stock
Market cap (m)	794 EUR
Benchmark	IBEX 35

## Market data

Bid (Bid size)	25.85 EUR (120)
Ask (Ask size)	26.10 EUR (120)
Open	26.00 EUR
High	26.00 EUR
Low	26.00 EUR
Close (prev. day)	25.30 EUR
VWAP	26.20 EUR
Volume (pcs)	-
Trading volume	-
Number of trades	1
Last size	-

## Performance and Risk

	6m	1y	3y
Perf (%)	+19.79%	-4.60%	-5.95%
Perf (abs.)	+4.18	-1.22	-1.60
Beta	1.02	1.13	0.84
Volatility	37.04	36.59	40.93

5y



Information about previous performance does not guarantee future performance.  
Source: FactSet

## Price data

Ø price 5 days   Ø volume 5 days (pcs.)	26.10 EUR (9)
Ø price 30 days   Ø volume 30 days (pcs.)	25.31 EUR (169)
Ø price 100 days   Ø volume 100 days (pcs.)	28.51 EUR (136)
Ø price 250 days   Ø volume 250 days (pcs.)	26.55 EUR (159)
YTD High   date	34.40 EUR (2024/01/02)
YTD Low   date	22.48 EUR (2024/03/20)
52 Weeks High   date	34.40 EUR (2024/01/02)
52 Weeks Low   date	18.35 EUR (2023/10/06)

## Arbitrage views

Exchange <span>⊕</span>	Date	Time	Price	Trading volume (mio.)	Number of trades
Tradegate	2024/04/26	22:02	26.00 EUR	0.00	1
Stuttgart	2024/04/26	08:03	25.00 EUR	0.00	3
Munich	2024/04/26	08:11	25.55 EUR	0.00	2
Frankfurt	2024/04/26	15:29	25.40 EUR	0.00	4
Duesseldorf	2024/04/26	19:30	25.80 EUR	0.00	7

	26						
Berlin	2024/04/ 26	21:50	25.95	EUR	0.00		18
BME Continuous Market	2024/04/ 26	17:35	25.95	EUR	1.05		365

## Company profile

### Company Logo

#### Contact Details

GREENERGY RENOVABLES SA

--

----

Telefon: -

Fax: -

E-mail: -

### Company Profile

-