

WESTHAVEN GOLD INC.

ISIN: CA9603501060 WKN: -

Overview

2024/07/26 16:41:53

Price
0.105 EURDifference  10.76% (0.01)

General attributes

ISIN	CA9603501060
Symbol	WHN
Exchange	Stuttgart
Currency	EUR
Sector	Energy / Commodities
Security type	Stock
Market cap (m)	15 EUR
Benchmark	S&P/TSX 60 INDEX

Market data

Bid (Bid size)	- (0)
Ask (Ask size)	- (0)
Open	0.0936 EUR
High	0.105 EUR
Low	0.0936 EUR
Close (prev. day)	0.0948 EUR
VWAP	-
Volume (pcs)	9,835
Trading volume	1,032.00
Number of trades	6
Last size	9,835

Futures and Options




Related Futures	-
Related Options	-

5y



Information about previous performance does not guarantee future performance.
Source: FactSet

Recent research

on sector	Date	Headline	Download
	2024/07/26	 Equity Weekly	
	2024/07/24	 Global Equity Ratings	
	2024/07/24	 Aktienempfehlungen Global	
	2024/07/15	 Aktienempfehlungen Global	
	2024/07/12	 Equity Weekly	

Details

2024/07/26 16:41:53

Price

0.105 EUR

Difference ▲ 10.76% (0.01)

General attributes

ISIN	CA9603501060
Symbol	WHN
Exchange	Stuttgart
Currency	EUR
Sector	Energy / Commodities
Security type	Stock
Market cap (m)	15 EUR
Benchmark	S&P/TSX 60 INDEX

Market data

Bid (Bid size)	- (0)
Ask (Ask size)	- (0)
Open	0.0936 EUR
High	0.105 EUR
Low	0.0936 EUR
Close (prev. day)	0.0948 EUR
VWAP	-
Volume (pcs)	9,835
Trading volume	1,032.00
Number of trades	6
Last size	9,835

Performance and Risk

	6m	1y	3y
Perf (%)	-2.33%	-38.60%	-71.93%
Perf (abs.)	+0.00	-0.07	-0.27
Beta	1.01	0.24	0.54
Volatility	57.36	69.11	68.43

5y



Information about previous performance does not guarantee future performance.
Source: FactSet

Price data

Ø price 5 days Ø volume 5 days (pcs.)	0.100 EUR (1,967)
Ø price 30 days Ø volume 30 days (pcs.)	0.108 EUR (328)
Ø price 100 days Ø volume 100 days (pcs.)	0.134 EUR (208)
Ø price 250 days Ø volume 250 days (pcs.)	0.137 EUR (304)
YTD High date	0.174 EUR (2024/04/11)
YTD Low date	0.094 EUR (2024/07/25)
52 Weeks High date	0.204 EUR (2023/11/29)
52 Weeks Low date	0.094 EUR (2024/07/25)

All listings for WESTHAVEN GOLD INC.

Exchange ⊕	Date	Time	Price	Trading volume (mio.)	Number of trades
Tradegate	2024/07/26	22:26	0.0982 EUR	0.00	1
TSX Venture Exchange	2024/07/26	21:53	0.145 CAD	0.01	5
Stuttgart	2024/07/26	16:41	0.105 EUR	0.00	6
Munich	2024/07/26	08:00	0.089 EUR	0.00	2
Frankfurt	2024/07/26	08:10	0.0938 EUR	0.00	2

	26					
FINRA other OTC Issues	2024/07/ 26	18:25	0.1072 USD	0.00		9
Duesseldorf	2024/07/ 26	08:12	0.089 EUR	0.00		3
Berlin	2024/07/ 26	20:48	0.0982 EUR	0.00		20

Company profile

Company Logo

Contact Details

WESTHAVEN GOLD

--

Telefon: -

Fax: -

E-mail: -

Company Profile

-