

ISUN INC.

ISIN: **US4652461066**WKN: **465246106**

Overview

2024/04/25 21:56:47

Price
0.156 EURDifference  **30.00% (0.04)**

General attributes

ISIN	US4652461066
Symbol	PECK
Exchange	Frankfurt
Currency	EUR
Sector	Technology
Security type	Stock
Market cap (m)	6 EUR
Benchmark	S&P 500

Market data

Bid (Bid size)	-
Ask (Ask size)	-
Open	0.0637 EUR
High	0.156 EUR
Low	0.0637 EUR
Close (prev. day)	0.12 EUR
VWAP	0.156 EUR
Volume (pcs)	2,500
Trading volume	390.00
Number of trades	1
Last size	2,500

Futures and Options










Related Futures	-
Related Options	-

5y



Information about previous performance does not guarantee future performance.
Source: FactSet

Recent research

on sector		on market	
Date		Headline	Download
2024/06/21		Equity Weekly	
2024/06/21		Global Equity Ratings	
2024/06/21		Aktienempfehlungen Global	
2024/06/14		Global Equity Ratings	
2024/06/14		Aktienempfehlungen Global	

Details

2024/04/25 21:56:47

Price

0.156 EUR

Difference ▲ 30.00% (0.04)

General attributes

ISIN	US4652461066
Symbol	PECK
Exchange	Frankfurt
Currency	EUR
Sector	Technology
Security type	Stock
Market cap (m)	6 EUR
Benchmark	S&P 500

Market data

Bid (Bid size)	-
Ask (Ask size)	-
Open	0.0637 EUR
High	0.156 EUR
Low	0.0637 EUR
Close (prev. day)	0.12 EUR
VWAP	0.156 EUR
Volume (pcs)	2,500
Trading volume	390.00
Number of trades	1
Last size	2,500

Performance and Risk

	6m	1y	3y
Perf (%)	+4.00%	-73.10%	-98.26%
Perf (abs.)	+0.01	-0.42	-8.80
Beta	1.38	0.94	0.40
Volatility	158.40	153.06	108.79

5y



Information about previous performance does not guarantee future performance.
Source: FactSet

Price data

Ø price 5 days Ø volume 5 days (pcs.)	0.131 EUR (500)
Ø price 30 days Ø volume 30 days (pcs.)	0.168 EUR (83)
Ø price 100 days Ø volume 100 days (pcs.)	0.181 EUR (403)
Ø price 250 days Ø volume 250 days (pcs.)	0.253 EUR (460)
YTD High date	0.268 EUR (2024/01/11)
YTD Low date	0.064 EUR (2024/04/25)
52 Weeks High date	0.595 EUR (2023/04/26)
52 Weeks Low date	0.064 EUR (2024/04/25)

All listings for ISUN INC.

Exchange ⊕	Date	Time	Price	Trading volume (mio.)	Number of trades
Stuttgart	2024/04/25	08:10	0.093 EUR	0.00	3
Munich	2024/04/25	08:33	0.099 EUR	0.00	2
Frankfurt	2024/04/25	21:56	0.156 EUR	0.00	1
FINRA other OTC Issues	2024/06/04	21:57	0.0475 USD	0.13	914
FINRA other OTC	2024/06/04	21:36	0.0289 USD	0.00	172

Issues	21						
Duesseldorf	2024/04/ 25	08:11	0.0929	EUR	0.00		1
Berlin	2024/04/ 25	20:08	0.0977	EUR	0.00		12

Company profile

Company Logo



Company Profile

-

Contact Details

ISUN INC.

--

Telefon: -

Fax: -

E-mail: -