

HENSOLDT AG NPV

ISIN: DE000HAG0005 WKN: HAG000

Overview

2024/07/26 21:45:06

Price
33.28 EURDifference  -0.48% (-0.16)

General attributes

ISIN	DE000HAG0005
Symbol	HAG
Exchange	Stuttgart
Currency	EUR
Sector	Technology
Security type	Stock
Market cap (m)	3,842 EUR
Benchmark	GERMANY DAX

Market data

Bid (Bid size)	- (0)
Ask (Ask size)	- (0)
Open	34.88 EUR
High	35.58 EUR
Low	32.98 EUR
Close (prev. day)	33.44 EUR
VWAP	-
Volume (pcs)	8,178
Trading volume	275,706.00
Number of trades	117
Last size	0











Futures and Options

Related Futures	-
Related Options	605



Information about previous performance does not guarantee future performance.
Source: FactSet

Recent research

on sector	on market		
Date		Headline	Download
2024/07/26		Equity Weekly	
2024/07/24		Global Equity Ratings	
2024/07/24		Aktienempfehlungen Global	
2024/07/15		Aktienempfehlungen Global	
2024/07/12		Global Equity Ratings	

Details

2024/07/26 21:45:06

Price

33.28 EUR

Difference 📉 -0.48% (-0.16)

General attributes

ISIN	DE000HAG0005
Symbol	HAG
Exchange	Stuttgart
Currency	EUR
Sector	Technology
Security type	Stock
Market cap (m)	3,842 EUR
Benchmark	GERMANY DAX

Market data

Bid (Bid size)	- (0)
Ask (Ask size)	- (0)
Open	34.88 EUR
High	35.58 EUR
Low	32.98 EUR
Close (prev. day)	33.44 EUR
VWAP	-
Volume (pcs)	8,178
Trading volume	275,706.00
Number of trades	117
Last size	0

Performance and Risk

	6m	1y	3y
Perf (%)	+25.49%	+4.52%	+133.38%
Perf (abs.)	+6.76	+1.44	+19.02
Beta	1.27	0.77	0.39
Volatility	47.40	42.82	47.71

5y



Information about previous performance does not guarantee future performance.
Source: FactSet

Price data

Ø price 5 days Ø volume 5 days (pcs.)	33.60 EUR (4,022)
Ø price 30 days Ø volume 30 days (pcs.)	34.65 EUR (3,424)
Ø price 100 days Ø volume 100 days (pcs.)	36.78 EUR (10,728)
Ø price 250 days Ø volume 250 days (pcs.)	31.65 EUR (8,895)
YTD High date	44.98 EUR (2024/03/27)
YTD Low date	24.50 EUR (2024/01/02)
52 Weeks High date	44.98 EUR (2024/03/27)
52 Weeks Low date	22.94 EUR (2023/12/07)

Arbitrage views

Exchange 📍	Date	Time	Price	Trading volume (mio.)	Number of trades
Xetra	2024/07/26	17:44	33.26 EUR	10.90	3,218
Tradegate	2024/07/26	22:26	33.36 EUR	2.29	457
Stuttgart	2024/07/26	21:45	33.28 EUR	0.28	117
Munich	2024/07/26	08:00	34.50 EUR	0.00	2
London Stock Exchange	2024/	15:29	34.14 EUR	0.61	2

	06/27						
Hanover	2024/ 07/26	08:16	35.00	EUR	0.00		3
Hamburg	2024/ 07/26	12:04	33.16	EUR	0.00		2
Frankfurt	2024/ 07/26	14:25	33.70	EUR	0.13		14
FINRA other OTC Issues	2024/ 06/11	16:13	36.60	USD	0.01		2
Euronext Milan MTF Trading After Hours	2024/ 07/26	17:44	33.44	EUR	0.00		1
Euronext Milan MTF Global Equity Market	2024/ 07/26	17:44	33.44	EUR	0.00		1
Duesseldorf	2024/ 07/26	19:32	33.16	EUR	0.00		6
Berlin	2024/ 07/26	19:19	33.20	EUR	0.00		2

Company profile

Company Logo

Contact Details

HENSOLDT AG

--

Willy-Messerschmitt-Strasse 3 - 82024
Taufkirchen

Telefon: +49-89-51518-0

Fax: +

E-mail: info@hensoldt.net

Company Profile

-

Members of Management Board

Oliver Dörre Chairman of Managing Board

Lars Immisch Member of Executive Committee

Celia Pelaz Member of Executive Committee

Christian Ladurner Member of Executive Committee

Board of directors

Reiner Winkler Chairman of Supervisory Board

Juergen Bestle Member of Supervisory Board

Achim Gruber Member of Supervisory Board

Armin Maier-Junker Member of Supervisory Board

Giuseppe Panizzardi Member of Supervisory Board

Hiltrud Dorothea Werner Member of Supervisory Board

Ingrid Jägering Member of Supervisory Board

Julia Wahl Member of Supervisory Board

Jürgen Bühl Member of Supervisory Board

Letizia Colucci Member of Supervisory Board

Marco Romed Fuchs Member of Supervisory Board

Marion Koch Member of Supervisory Board