

FLETCHER BUILDING NPV

ISIN: NZFBUE0001S0 WKN: FBU

Overview

2024/05/22 16:28:49

Price
1.7816 USDDifference  -0.19% (-0.00)

General attributes

ISIN	NZFBUE0001S0
Symbol	FBU
Exchange	FINRA other OTC Issues
Currency	USD
Sector	Industry
Security type	Stock
Market cap (m)	1,435 EUR
Benchmark	MSCI WORLD INDEX (STRD, UHD)

Market data

Bid (Bid size)	-
Ask (Ask size)	-
Open	1.7816 USD
High	1.7816 USD
Low	1.7816 USD
Close (prev. day)	1.785 USD
VWAP	1.7816 USD
Volume (pcs)	650
Trading volume	1,158.04
Number of trades	4
Last size	200

Futures and Options

Related Futures	-
Related Options	-









5y



Information about previous performance does not guarantee future performance.
Source: FactSet

Recent research

on sector

Date	Headline	Download
2024/07/15	 Aktienempfehlungen Global	
2024/07/12	 Global Equity Ratings	
2024/07/09	 Aktienempfehlungen Österreich	
2024/06/24	 Aktienempfehlungen Österreich	
2024/06/21	 Global Equity Ratings	

Details

2024/05/22 16:28:49

Price

1.7816 USD

Difference ▼ -0.19% (-0.00)

General attributes

ISIN	NZFBUE0001S0
Symbol	FBU
Exchange	FINRA other OTC Issues
Currency	USD
Sector	Industry
Security type	Stock
Market cap (m)	1,435 EUR
Benchmark	MSCI WORLD INDEX (STRD, UHD)

Market data

Bid (Bid size)	-
Ask (Ask size)	-
Open	1.7816 USD
High	1.7816 USD
Low	1.7816 USD
Close (prev. day)	1.785 USD
VWAP	1.7816 USD
Volume (pcs)	650
Trading volume	1,158.04
Number of trades	4
Last size	200

Performance and Risk

	6m	1y	3y
Perf (%)	-	-	-
Perf (abs.)	-	-	-
Beta	0.06	0.11	0.15
Volatility	26.96	35.81	57.55

5y



Information about previous performance does not guarantee future performance.
Source: FactSet

Price data

Ø price 5 days Ø volume 5 days (pcs.)	- USD (-)
Ø price 30 days Ø volume 30 days (pcs.)	- USD (2,965)
Ø price 100 days Ø volume 100 days (pcs.)	2.1671 USD (1,364)
Ø price 250 days Ø volume 250 days (pcs.)	2.4088 USD (671)
YTD High date	2.6000 USD (2024/02/05)
YTD Low date	1.7816 USD (2024/05/22)
52 Weeks High date	3.4800 USD (2023/07/13)
52 Weeks Low date	1.7816 USD (2024/05/22)

All listings for FLETCHER BUILDING NPV

Exchange	Date	Time	Price	Trading volume (mio.)	Number of trades
Tradegate	2024/07/18	22:26	1.80 EUR	0.01	1
Stuttgart	2024/07/18	08:08	1.79 EUR	0.00	3
Munich	2024/07/18	08:11	1.81 EUR	0.00	2
Hanover	2024/07/18	08:00	1.81 EUR	0.00	3
Frankfurt	2024/	09:15	1.81 EUR	0.00	3

	07/18					
FINRA other OTC Issues	2024/05/22	16:28	1.7816 USD	0.00		4
Duesseldorf	2024/07/18	19:30	1.77 EUR	0.00		7
Berlin	2024/07/18	08:08	1.81 EUR	0.00		3
Australian Securities Exchange	2024/07/18	08:10	2.98 AUD	2.68		1,713

Company profile

Company Logo



Company Profile

-

Contact Details

FLETCHER CHALLENGE LTD. PAPER

--

810 Great South Road Pensrose --
Auckland

Telefon: 64 9 525 9000

Fax: 64 9 525 9989

E-mail: moreinfo@fb.co.nz