

## DINO POLSKA SA

ISIN: **PLDINPL00011** WKN: -

## Overview

2024/05/09 15:31:10

Price

99.88 USD

Difference  3.18% (3.08)

## General attributes

ISIN	PLDINPL00011
Symbol	DNP
Exchange	FINRA other OTC Issues
Currency	USD
Sector	Commerce
Security type	Stock
Market cap (m)	9,231 EUR
Benchmark	POLAND WIG 20

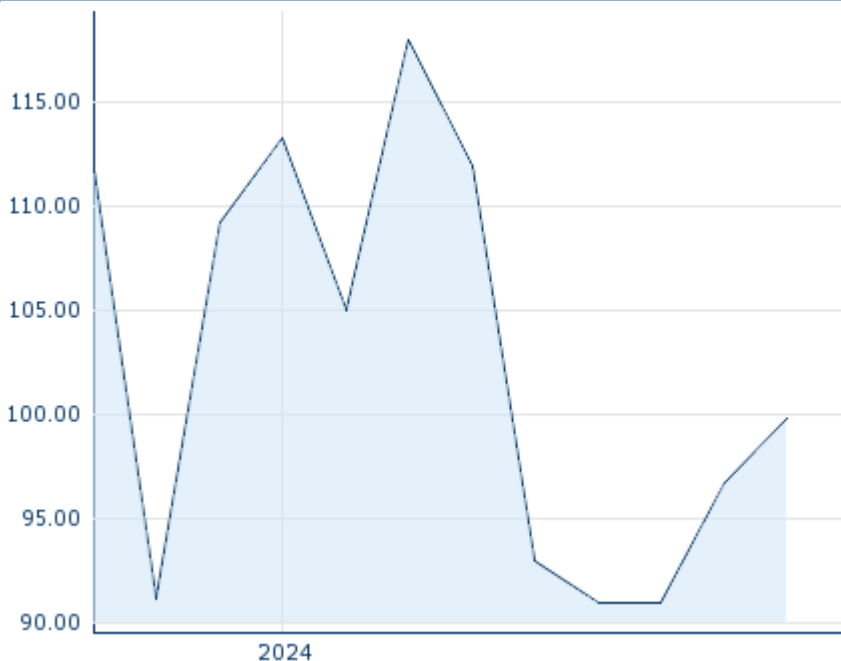
## Market data

Bid (Bid size)	-
Ask (Ask size)	-
Open	99.88 USD
High	99.88 USD
Low	99.88 USD
Close (prev. day)	96.80 USD
VWAP	99.88 USD
Volume (pcs)	2,400
Trading volume	239,712.00
Number of trades	2
Last size	1,200

## Futures and Options

Related Futures	-
Related Options	-









5y



Information about previous performance does not guarantee future performance.

Source: FactSet

## Recent research

on sector		on market	
Date		Headline	Download
2024/05/29		Global Equity Ratings	
2024/05/29		Aktienempfehlungen Global	
2024/04/26		Global Equity Ratings	
2024/04/26		Aktienempfehlungen Global	
2024/04/03		Global Equity Ratings	

## Details

2024/05/09 15:31:10

## Price

99.88 USD

Difference ▲ 3.18% (3.08)

## General attributes

ISIN	PLDINPL00011
Symbol	DNP
Exchange	FINRA other OTC Issues
Currency	USD
Sector	Commerce
Security type	Stock
Market cap (m)	9,231 EUR
Benchmark	POLAND WIG 20

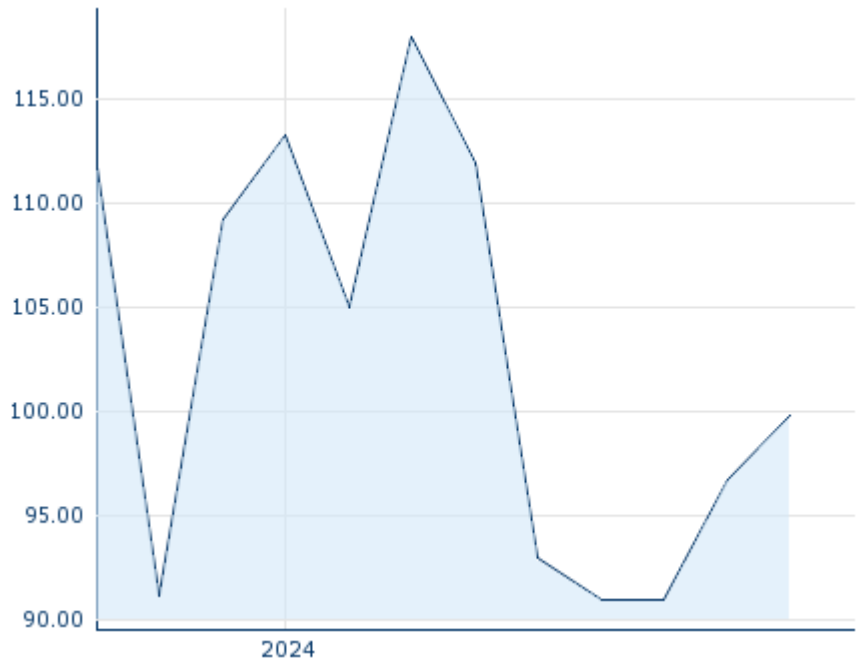
## Market data

Bid (Bid size)	-
Ask (Ask size)	-
Open	99.88 USD
High	99.88 USD
Low	99.88 USD
Close (prev. day)	96.80 USD
VWAP	99.88 USD
Volume (pcs)	2,400
Trading volume	239,712.00
Number of trades	2
Last size	1,200

## Performance and Risk

	6m	1y	3y
Perf (%)	-	-	-
Perf (abs.)	-	-	-
Beta	0.95	0.72	0.65
Volatility	60.73	97.79	-

5y



Information about previous performance does not guarantee future performance.  
Source: FactSet

## Price data

Ø price 5 days   Ø volume 5 days (pcs.)	- USD (5)
Ø price 30 days   Ø volume 30 days (pcs.)	98.34 USD (51)
Ø price 100 days   Ø volume 100 days (pcs.)	102.21 USD (93)
Ø price 250 days   Ø volume 250 days (pcs.)	102.67 USD (48)
YTD High   date	118.00 USD (2024/02/23)
YTD Low   date	91.00 USD (2024/03/25)
52 Weeks High   date	118.00 USD (2024/02/23)
52 Weeks Low   date	91.00 USD (2024/03/25)

## All listings for DINO POLSKA SA

Exchange	Date	Time	Price	Trading volume (mio.)	Number of trades
Stuttgart	2024/05/29	08:10	92.40 EUR	0.00	1
Munich	2024/05/29	08:13	96.24 EUR	0.00	2
London Stock Exchange European Trade Reporting	2024/05/29	16:50	77.50 PLN	0.00	1
Frankfurt	2024/05/29	15:33	93.40 EUR	0.00	1
FINRA other OTC Issues	2024/	15:31	99.88 USD	0.24	2

	05/09						
Duesseldorf	2024/ 05/29	15:38	92.02	EUR	0.01		5
Berlin	2024/ 05/29	21:50	91.56	EUR	0.01		18

## Company profile

### Company Logo



### Contact Details

DINO POLSKA SA

--

ul. Ostrowska 122 - 63-700 Krotoszyn

Telefon: +48-62-725-5400

Fax: +

E-mail: -

### Company Profile

-

### Members of Management Board

Izabela Biadala Member of Executive Committee

Michał Krauze Member of Executive Committee

Piotr Scigala Member of Executive Committee

### Board of directors

Tomasz Biernacki Chairman of Supervisory Board

Eryk Bajer Member of Supervisory Board

Maciej Polanowski Member of Supervisory Board

Piotr Borowski Member of Supervisory Board

Sławomir Jakszuk Member of Supervisory Board