

BILIA AB SER. A

ISIN: **SE0009921588** WKN: **4180049**

Overview

2024/08/13 21:43:08

Price
11.00 EUR

Difference  0.82% (0.09)

General attributes

ISIN	SE0009921588
Symbol	BILI A
Exchange	Berlin
Currency	EUR
Sector	Automotive
Security type	Stock
Market cap (m)	1,058 EUR
Benchmark	OMX STOCKHOLM 30 INDEX

Market data

Bid (Bid size)	-
Ask (Ask size)	-
Open	10.94 EUR
High	11.00 EUR
Low	10.79 EUR
Close (prev. day)	10.91 EUR
VWAP	-
Volume (pcs)	0
Trading volume	0.00
Number of trades	19
Last size	0

Futures and Options





Related Futures	-
Related Options	-

5y



Information about previous performance does not guarantee future performance.
Source: FactSet

Recent research

on sector			
Date		Headline	Download
2024/08/13		Aktienempfehlungen Österreich	
2024/08/12		Global Equity Ratings	
2024/08/12		Aktienempfehlungen Global	
2024/07/29		Aktienempfehlungen Österreich	
2024/07/24		Global Equity Ratings	

Details

2024/08/13 21:43:08

Price

11.00 EUR

Difference ▲ 0.82% (0.09)

General attributes

ISIN	SE0009921588
Symbol	BILIA
Exchange	Berlin
Currency	EUR
Sector	Automotive
Security type	Stock
Market cap (m)	1,058 EUR
Benchmark	OMX STOCKHOLM 30 INDEX

Market data

Bid (Bid size)	-
Ask (Ask size)	-
Open	10.94 EUR
High	11.00 EUR
Low	10.79 EUR
Close (prev. day)	10.91 EUR
VWAP	-
Volume (pcs)	0
Trading volume	0.00
Number of trades	19
Last size	0

Performance and Risk

	6m	1y	3y
Perf (%)	+8.37%	+17.27%	-38.55%
Perf (abs.)	+0.85	+1.62	-6.90
Beta	0.99	1.11	1.02
Volatility	26.40	27.13	34.88

5y



Information about previous performance does not guarantee future performance.
Source: FactSet

Price data

Ø price 5 days Ø volume 5 days (pcs.)	10.98 EUR (0)
Ø price 30 days Ø volume 30 days (pcs.)	11.91 EUR (0)
Ø price 100 days Ø volume 100 days (pcs.)	12.06 EUR (0)
Ø price 250 days Ø volume 250 days (pcs.)	10.92 EUR (8)
YTD High date	13.10 EUR (2024/06/11)
YTD Low date	9.83 EUR (2024/02/07)
52 Weeks High date	13.10 EUR (2024/06/11)
52 Weeks Low date	8.26 EUR (2023/10/23)

All listings for BILIA AB SER. A

Exchange 📍	Date	Time	Price	Trading volume (mio.)	Number of trades
Stuttgart	2024/08/13	16:29	10.77 EUR	0.00	11
Nasdaq Stockholm	2024/08/13	18:00	126.40 SEK	5.74	867
Munich	2024/08/13	08:56	11.08 EUR	0.00	1
London Stock Exchange European Trade Reporting	2024/08/13	17:25	125.05 SEK	0.00	2
Frankfurt	2024/08/13	08:03	10.67 EUR	0.00	2

	08/13					
Duesseldorf	2024/ 08/13	19:31	10.78 EUR	0.00		6
Berlin	2024/ 08/13	21:43	11.00 EUR	0.00		19

Company profile

Company Logo



Company Profile

-

Contact Details

BILIA A

--

Telefon: -

Fax: -

E-mail: -