

## ADIDAS AG (1ADS) - EUX/20211015

2021/09/28 18:58:00

Price  
**266.6814** EUR

Difference  -4.25% (-11.84)

## General attributes

Symbol	1ADSV21
Exchange	Eurex
Currency	EUR
Security type	Future
Underlying	ADIDAS AG
Maturity	10-2021
Contract size	100

## Market data

Bid (Bid size)	- EUR (-)
Ask (Ask size)	- EUR (-)
Open	266.6814 EUR
High	266.6814 EUR
Low	266.6814 EUR
Close (prev. day)	278.5243 EUR
Underlying	ADIDAS AG
Underlying price (date)	266.75 (21/09/28)
Settlement price (date)	266.68 (21/09/28)
Open Interest	0

## Performance and Risk

	6m	1y	3y
Perf (%)	+6.75%	+0.01%	-
Perf (abs.)	+17.62	+0.02	-
Beta	-	-	-
Volatility	26.62	30.08	30.16

## Futures and Options

Related Futures	-
Related Options	-












Information about previous performance does not guarantee future performance.  
 Source: FactSet

## Price data

Ø price 5 days   Ø volume 5 days (pcs.)	283.2372 EUR (0)
Ø price 30 days   Ø volume 30 days (pcs.)	296.1866 EUR (0)
Ø price 100 days   Ø volume 100 days (pcs.)	301.8515 EUR (0)
Ø price 250 days   Ø volume 250 days (pcs.)	288.0166 EUR (0)
YTD High   date	335.8838 EUR (2021/08/04)
YTD Low   date	251.9384 EUR (2021/05/04)
52 Weeks High   date	335.8838 EUR (2021/08/04)
52 Weeks Low   date	251.9384 EUR (2021/05/04)

## Recent Research

on underlying	on sector	on market	
Date		Headline	Download
2021/09/22		Global Equity Ratings	
2021/09/22		Aktienempfehlungen Global	
2021/09/16		Global Equity Ratings	
2021/09/16		Aktienempfehlungen Global	
2021/08/20		Global Equity Ratings	