

## ALIBABA GROUP HOLDING LTD. (BABF) - EUX/20211015

2021/05/14 18:38:19

Price  
208.9662 USDDifference  0.09% (0.18)

## General attributes

Symbol	BABFV21
Exchange	Eurex
Currency	USD
Security type	Future
Underlying	ALIBABA GROUP HOLDING LTD. SP. ADR
Maturity	10-2021
Contract size	100

## Market data

Bid (Bid size)	- USD (-)
Ask (Ask size)	- USD (-)
Open	208.9662 USD
High	208.9662 USD
Low	208.9662 USD
Close (prev. day)	208.7886 USD
Underlying	ALIBABA GROUP HOLDING LTD. SP. ADR
Underlying price (date)	209.51 (21/05/14)
Settlement price (date)	208.97 (21/05/14)
Open Interest	0

## Performance and Risk

	6m	1y	3y
Perf (%)	-19.19%	-	-
Perf (abs.)	-49.63	-	-
Beta	-	-	-
Volatility	40.92	41.07	41.07

## Futures and Options

Related Futures	-
Related Options	-












Information about previous performance does not guarantee future performance.  
Source: FactSet

## Price data

Ø price 5 days   Ø volume 5 days (pcs.)	215.5644 USD (0)
Ø price 30 days   Ø volume 30 days (pcs.)	229.6865 USD (0)
Ø price 100 days   Ø volume 100 days (pcs.)	241.4700 USD (0)
Ø price 250 days   Ø volume 250 days (pcs.)	- USD (0)
YTD High   date	272.7927 USD (2021/02/11)
YTD Low   date	208.7886 USD (2021/05/13)
52 Weeks High   date	318.0928 USD (2020/10/27)
52 Weeks Low   date	208.7886 USD (2021/05/13)

## Recent Research

on underlying		on sector	
Date		Headline	Download
2021/05/12		Global Equity Ratings	
2021/05/12		Aktienempfehlungen Global	
2021/04/08		Global Equity Ratings	
2021/04/08		Aktienempfehlungen Global	
2021/04/01		Global Equity Ratings	