

CHINA LIFE INSURANCE CO 'H'

ISIN: CNE1000002L3 WKN: -

Overview

2024/05/03 19:30:19

Price
1.3155 EURDifference  3.58% (0.05)

General attributes

ISIN	CNE1000002L3
Symbol	2628
Exchange	Duesseldorf
Currency	EUR
Sector	Financial
Security type	Stock
Market cap (m)	9,932 EUR
Benchmark	MSCI WORLD INDEX (STRD, UHD)

Market data

Bid (Bid size)	-
Ask (Ask size)	-
Open	1.3185 EUR
High	1.319 EUR
Low	1.313 EUR
Close (prev. day)	1.27 EUR
VWAP	-
Volume (pcs)	0
Trading volume	0.00
Number of trades	7
Last size	0

Futures and Options











Related Futures	-
Related Options	-

5y



Information about previous performance does not guarantee future performance.
Source: FactSet

Recent research

on sector			
Date		Headline	Download
2024/05/03		Equity Weekly	
2024/04/29		Aktienempfehlungen Österreich	
2024/04/26		Global Equity Ratings	
2024/04/26		Aktienempfehlungen Global	
2024/04/19		Equity Weekly	

Details

2024/05/03 19:30:19

Price

1.3155 EUR

Difference ▲ 3.58% (0.05)

General attributes

ISIN	CNE1000002L3
Symbol	2628
Exchange	Duesseldorf
Currency	EUR
Sector	Financial
Security type	Stock
Market cap (m)	9,932 EUR
Benchmark	MSCI WORLD INDEX (STRD, UHD)

Market data

Bid (Bid size)	-
Ask (Ask size)	-
Open	1.3185 EUR
High	1.319 EUR
Low	1.313 EUR
Close (prev. day)	1.27 EUR
VWAP	-
Volume (pcs)	0
Trading volume	0.00
Number of trades	7
Last size	0

Performance and Risk

	6m	1y	3y
Perf (%)	+0.69%	-19.02%	-20.74%
Perf (abs.)	+0.01	-0.31	-0.34
Beta	0.99	1.04	0.35
Volatility	36.30	36.27	35.59

5y



Information about previous performance does not guarantee future performance.
Source: FactSet

Price data

Ø price 5 days Ø volume 5 days (pcs.)	1.2361 EUR (0)
Ø price 30 days Ø volume 30 days (pcs.)	1.1116 EUR (167)
Ø price 100 days Ø volume 100 days (pcs.)	1.1019 EUR (80)
Ø price 250 days Ø volume 250 days (pcs.)	1.2971 EUR (37)
YTD High date	1.3190 EUR (2024/05/03)
YTD Low date	0.9560 EUR (2024/01/22)
52 Weeks High date	1.7795 EUR (2023/05/08)
52 Weeks Low date	0.9560 EUR (2024/01/22)

All listings for CHINA LIFE INSURANCE CO 'H'

Exchange 📍	Date	Time	Price	Trading volume (mio.)	Number of trades
Tradegate	2024/05/03	22:26	1.34 EUR	0.02	9
Stuttgart	2024/05/03	10:32	1.3145 EUR	0.00	4
Munich	2024/05/03	08:00	1.303 EUR	0.00	2
Hong Kong Stock Exchange	2024/05/03	10:09	11.22 HKD	-	-
Hanover	2024/05/03	08:01	1.3005 EUR	0.00	3

	03					
Hamburg	2024/05/03	08:00	1.303	EUR	0.00	3
Frankfurt	2024/05/03	21:49	1.309	EUR	0.00	3
FINRA other OTC Issues	2024/05/03	21:59	1.43	USD	0.02	16
Duesseldorf	2024/05/03	19:30	1.3155	EUR	0.00	7
Berlin	2024/05/03	08:08	1.3275	EUR	0.00	2

Company profile

Company Logo



Contact Details

CHINA LIFE INSURANCE CO. LTD.

--

12F China Life Plaza, Tower A, No. 16,
Financial Street - 100033 Beijing

Telefon: +86-10-63633333

Fax: +86-10-66575722

E-mail: -

Company Profile

-

Members of Management Board

Guodong Zhao Member of Executive Committee

Hengxuan Su Member of Executive Committee

Hong Yang Member of Executive Committee

Mingguang Li Member of Executive Committee

Peng Zhao Member of Executive Committee

Qi Ruan Member of Executive Committee

Zhong Zhan Member of Executive Committee

Board of directors

Tao Bai Chairman of Supervisory Board

Wei Qing Cao Chairman of Supervisory Board

Jie Chen Member of Supervisory Board

Jun Hui Wang Member of Supervisory Board

Kai Long Niu Member of Supervisory Board

Yinglan Ye Member of Supervisory Board

Chi Kuen Lam Member of Supervisory Board

Hai Tao Zhai Member of Supervisory Board

Jun Lai Member of Supervisory Board

Meijuan Zhuo Member of Supervisory Board