

PARAMOUNT GLOBAL CL 'B'

ISIN: **US92556H2067** WKN: **92556H206**

Overview

2024/07/16 08:21:13

Price

10.512 EUR

Difference  0.10% (0.01)

General attributes

ISIN US92556H2067

Symbol PARA

Exchange Hanover

Currency EUR

Sector Media / Entertainment /
Recreation

Security type Stock

Market cap (m) 6,860 EUR

Benchmark S&P 500

Market data

Bid (Bid size) -

Ask (Ask size) -

Open 10.512 EUR

High 10.512 EUR

Low 10.512 EUR

Close (prev. day) 10.502 EUR

VWAP -

Volume (pcs) 0

Trading volume 0.00

Number of trades 3

Last size 0

Futures and Options

Related Futures 15

Related Options -








5y



Information about previous performance does not guarantee future performance.

Source: FactSet

Recent research

on sector		on market	
Date		Headline	Download
2024/07/15		Aktienempfehlungen Global	
2024/07/12		Global Equity Ratings	
2024/07/09		Aktienempfehlungen Österreich	
2024/06/28		Equity Weekly	
2024/06/24		Aktienempfehlungen Österreich	

Details

2024/07/16 08:21:13

Price

10.512 EUR

Difference ▲ 0.10% (0.01)

General attributes

ISIN	US92556H2067
Symbol	PARA
Exchange	Hanover
Currency	EUR
Sector	Media / Entertainment / Recreation
Security type	Stock
Market cap (m)	6,860 EUR
Benchmark	S&P 500

Market data

Bid (Bid size)	-
Ask (Ask size)	-
Open	10.512 EUR
High	10.512 EUR
Low	10.512 EUR
Close (prev. day)	10.502 EUR
VWAP	-
Volume (pcs)	0
Trading volume	0.00
Number of trades	3
Last size	0

Performance and Risk

	6m	1y	3y
Perf (%)	-12.62%	-28.92%	-69.62%
Perf (abs.)	-1.52	-4.28	-24.09
Beta	0.77	1.23	1.28
Volatility	83.74	69.64	58.57

5y



Information about previous performance does not guarantee future performance.
Source: FactSet

Price data

Ø price 5 days Ø volume 5 days (pcs.)	10.594 EUR (0)
Ø price 30 days Ø volume 30 days (pcs.)	10.110 EUR (0)
Ø price 100 days Ø volume 100 days (pcs.)	10.607 EUR (0)
Ø price 250 days Ø volume 250 days (pcs.)	11.856 EUR (48)
YTD High date	17.202 EUR (2024/01/31)
YTD Low date	8.901 EUR (2024/06/19)
52 Weeks High date	17.202 EUR (2024/01/31)
52 Weeks Low date	8.901 EUR (2024/06/19)

All listings for PARAMOUNT GLOBAL CL 'B'

Exchange ⊕	Date	Time	Price	Trading volume (mio.)	Number of trades
Vienna Stock Exchange	2024/07/16	17:32	10.684 EUR	0.00	5
Tradegate	2024/07/16	22:26	10.966 EUR	0.03	16
Stuttgart	2024/07/16	21:21	10.776 EUR	0.00	9
Nasdaq	2024/07/16	22:00	11.95 USD	112.97	38,788
Munich	2024/	21:54	10.938 EUR	0.00	2

	07/16					
London Stock Exchange European Trade Reporting	2024/ 07/16	17:30	39.455 USD	0.00		1
Hanover	2024/ 07/16	08:21	10.512 EUR	0.00		3
Hamburg	2024/ 07/16	08:21	10.512 EUR	0.00		1
Frankfurt	2024/ 07/16	08:03	10.572 EUR	0.00		2
Duesseldorf	2024/ 07/16	19:30	10.686 EUR	0.00		7
Berlin	2024/ 07/16	08:04	10.512 EUR	0.00		3

Company profile

Company Logo



Contact Details

PARAMOUNT GLOBAL

--

Telefon: -

Fax: -

E-mail: -

Company Profile

-

Members of Management Board

Shari Redstone Chairman of Board of Directors

Judith McHale Member of Board of Directors

Barbara Byrne Member of Board of Directors

Charles Phillips Member of Board of Directors

Linda Griego Member of Board of Directors

Susan Schuman Member of Board of Directors

Robert Bakish Chairman of Managing Board

Alex Berkett Member of Executive Committee

Christa A. D'Alimonte Member of Executive Committee

Colleen Fahey Rush Member of Executive Committee

Dan Cohen Member of Executive Committee

DeDe Lea Member of Executive Committee

George Cheeks Member of Executive Committee

Julia Phelps Member of Executive Committee

Katherine Gill-Charest Member of Executive Committee

Marva Smalls Member of Executive Committee

Nancy Phillips Member of Executive Committee

Naveen Chopra Member of Executive Committee

Pam Kaufman Member of Executive Committee

Phil Wiser Member of Executive Committee