

SIRIUS XM HOLDINGS INC.

ISIN: **US82968B1035** WKN: **82968B103**

Overview

2024/04/30 08:12:04

Price

2.964 EUR

Difference  5.22% (0.15)

General attributes

ISIN US82968B1035

Symbol SIRI

Exchange Hanover

Currency EUR

Sector Media / Entertainment /
Recreation

Security type Stock

Market cap (m) 10,603 EUR

Benchmark S&P 500

Market data

Bid (Bid size) -

Ask (Ask size) -

Open 2.964 EUR

High 2.964 EUR

Low 2.964 EUR

Close (prev. day) 2.817 EUR

VWAP -

Volume (pcs) 0

Trading volume 0.00

Number of trades 3

Last size 0

Futures and Options

Related Futures -

Related Options -

5y









Information about previous performance does not guarantee future performance.

Source: FactSet

Recent research

on sector

on market

Date	Headline	Download
2024/04/29	 Aktienempfehlungen Österreich	
2024/04/26	 Global Equity Ratings	
2024/04/26	 Aktienempfehlungen Global	
2024/04/15	 Aktienempfehlungen Österreich	
2024/04/03	 Global Equity Ratings	

Details

2024/04/30 08:12:04

Price

2.964 EUR

Difference ▲ 5.22% (0.15)

General attributes

ISIN	US82968B1035
Symbol	SIRI
Exchange	Hanover
Currency	EUR
Sector	Media / Entertainment / Recreation
Security type	Stock
Market cap (m)	10,603 EUR
Benchmark	S&P 500

Market data

Bid (Bid size)	-
Ask (Ask size)	-
Open	2.964 EUR
High	2.964 EUR
Low	2.964 EUR
Close (prev. day)	2.817 EUR
VWAP	-
Volume (pcs)	0
Trading volume	0.00
Number of trades	3
Last size	0

Performance and Risk

	6m	1y	3y
Perf (%)	-23.92%	-11.36%	-40.70%
Perf (abs.)	-0.93	-0.38	-2.03
Beta	1.57	1.33	0.76
Volatility	40.26	55.06	37.96

5y



Information about previous performance does not guarantee future performance.
Source: FactSet

Price data

Ø price 5 days Ø volume 5 days (pcs.)	2.908 EUR (0)
Ø price 30 days Ø volume 30 days (pcs.)	3.227 EUR (0)
Ø price 100 days Ø volume 100 days (pcs.)	4.170 EUR (0)
Ø price 250 days Ø volume 250 days (pcs.)	4.100 EUR (0)
YTD High date	4.985 EUR (2024/01/24)
YTD Low date	2.812 EUR (2024/04/26)
52 Weeks High date	6.362 EUR (2023/07/21)
52 Weeks Low date	2.812 EUR (2024/04/26)

Arbitrage views

Exchange ⊕	Date	Time	Price	Trading volume (mio.)	Number of trades
Xetra	2023/11/24	17:35	4.441 EUR	0.01	7
Vienna Stock Exchange	2024/04/30	17:32	2.839 EUR	0.00	3
Tradegate	2024/04/30	22:26	2.75 EUR	0.10	33
Stuttgart	2024/04/30	17:43	2.822 EUR	0.01	7
Nasdaq	2024/05/	20:05	3.025 USD	36.66	19,323

	01						
Munich	2024/04/ 30	08:00	2.971	EUR	0.00		2
London Stock Exchange	2024/04/ 24	16:29	3.14	USD	0.00		1
Hanover	2024/04/ 30	08:12	2.964	EUR	0.00		3
Hamburg	2024/04/ 30	08:09	3.00	EUR	0.00		1
Frankfurt	2024/04/ 30	16:25	2.813	EUR	0.00		2
Duesseldorf	2024/04/ 30	08:10	2.971	EUR	0.00		3
Berlin	2024/04/ 30	08:08	2.972	EUR	0.00		2

Company profile

Company Logo



Contact Details

SIRIUS XM HOLDINGS INC.

--

1221 Avenue of the Americas, 35th floor -
10020 New York

Telefon: +1-212-584-5100

Fax: +

E-mail: customercare@siriusxm.com

Company Profile

-

Members of Management Board

Gregory Maffei Chairman of Board of Directors

Eddy Hartenstein Member of Board of Directors

Evan Malone Member of Board of Directors

Carl Vogel Member of Board of Directors

David Blau Member of Board of Directors

David Zaslav Member of Board of Directors

James Holden Member of Board of Directors

James Meyer Member of Board of Directors

Jonelle Procope Member of Board of Directors

Kristina Salen Member of Board of Directors

Michael Rapino Member of Board of Directors

Robin Hickenlooper Member of Board of Directors

Jennifer Witz Chairman of Managing Board

Joe Inzerillo Member of Executive Committee

Joe Verbrugge Member of Executive Committee

Patrick L. Donnelly Member of Executive Committee

Scott A. Greenstein Member of Executive Committee

Thomas D. Barry Member of Executive Committee