

CHORUS LTD.

ISIN: **NZCNUE0001S2** WKN: -

Overview

2024/08/16 08:01:07

Price
4.36 EUR

Difference  0.93% (0.04)

General attributes

ISIN	NZCNUE0001S2
Symbol	CNU
Exchange	Hanover
Currency	EUR
Sector	Technology
Security type	Stock
Market cap (m)	1,947 EUR
Benchmark	MSCI WORLD INDEX (STRD, UHD)

Market data

Bid (Bid size)	-
Ask (Ask size)	-
Open	4.36 EUR
High	4.36 EUR
Low	4.36 EUR
Close (prev. day)	4.32 EUR
VWAP	-
Volume (pcs)	0
Trading volume	0.00
Number of trades	3
Last size	0

Futures and Options









Related Futures	-
Related Options	-

5y



Information about previous performance does not guarantee future performance.
Source: FactSet

Recent research

on sector			
Date		Headline	Download
2024/08/13		Aktienempfehlungen Österreich	
2024/08/12		Global Equity Ratings	
2024/08/12		Aktienempfehlungen Global	
2024/08/09		Equity Weekly	
2024/08/02		Equity Weekly	

Details

2024/08/16 08:01:07

Price
4.36 EUR

Difference ▲ 0.93% (0.04)

General attributes

ISIN	NZCNUE0001S2
Symbol	CNU
Exchange	Hanover
Currency	EUR
Sector	Technology
Security type	Stock
Market cap (m)	1,947 EUR
Benchmark	MSCI WORLD INDEX (STRD, UHD)

Market data

Bid (Bid size)	-
Ask (Ask size)	-
Open	4.36 EUR
High	4.36 EUR
Low	4.36 EUR
Close (prev. day)	4.32 EUR
VWAP	-
Volume (pcs)	0
Trading volume	0.00
Number of trades	3
Last size	0

Performance and Risk

	6m	1y	3y
Perf (%)	+0.00%	-1.36%	+17.84%
Perf (abs.)	+0.00	-0.06	+0.66
Beta	0.24	0.27	0.11
Volatility	20.48	21.71	23.79

5y



Information about previous performance does not guarantee future performance.
Source: FactSet

Price data

Ø price 5 days Ø volume 5 days (pcs.)	4.30 EUR (0)
Ø price 30 days Ø volume 30 days (pcs.)	4.24 EUR (0)
Ø price 100 days Ø volume 100 days (pcs.)	4.12 EUR (0)
Ø price 250 days Ø volume 250 days (pcs.)	4.16 EUR (0)
YTD High date	4.52 EUR (2024/02/19)
YTD Low date	3.82 EUR (2024/04/26)
52 Weeks High date	4.52 EUR (2024/02/19)
52 Weeks Low date	3.74 EUR (2023/10/30)

Arbitrage views

Exchange <input type="checkbox"/>	Date	Time	Price	Trading volume (mio.)	Number of trades
Stuttgart	2024/08/16	10:32	4.42 EUR	0.00	4
Munich	2024/08/16	08:00	4.36 EUR	0.00	2
Hanover	2024/08/16	08:01	4.36 EUR	0.00	3
Hamburg	2024/08/16	08:01	4.36 EUR	0.00	3
Frankfurt	2024/08/16	08:08	4.36 EUR	0.00	2

	16						
FINRA other OTC Issues	2024/03/25	18:49	4.15 USD	0.00		2	
Australian Securities Exchange	2024/08/16	08:10	7.45 AUD	2.44		1,351	

Company profile

Company Logo

Contact Details

CHORUS LTD.

--

Datacom House, Level 8, Jervois Quay
68-86 6140 Wellington

Telefon: -

Fax: -

E-mail: -

Company Profile

-