

## O'REILLY AUTOMOTIVE INC.

ISIN: **US67103H1077** WKN: **67103H107**

## Overview

2024/04/30 08:45:11

Price  
966.60 EURDifference  -0.74% (-7.20)

## General attributes

|                |              |
|----------------|--------------|
| ISIN           | US67103H1077 |
| Symbol         | ORLY         |
| Exchange       | Hanover      |
| Currency       | EUR          |
| Sector         | Commerce     |
| Security type  | Stock        |
| Market cap (m) | 55,636 EUR   |
| Benchmark      | S&P 500      |

## Market data

|                   |            |
|-------------------|------------|
| Bid (Bid size)    | -          |
| Ask (Ask size)    | -          |
| Open              | 966.60 EUR |
| High              | 966.60 EUR |
| Low               | 966.60 EUR |
| Close (prev. day) | 973.80 EUR |
| VWAP              | -          |
| Volume (pcs)      | 0          |
| Trading volume    | 0.00       |
| Number of trades  | 3          |
| Last size         | 0          |

## Futures and Options











|                 |   |
|-----------------|---|
| Related Futures | - |
| Related Options | - |

5y



Information about previous performance does not guarantee future performance.  
Source: FactSet

## Recent research

| on sector  |   | on market                 |   |
|------------|---|---------------------------|---|
| Date       |   | Headline                  | Download  |
| 2024/04/26 |  | Global Equity Ratings     |  |
| 2024/04/26 |  | Aktienempfehlungen Global |  |
| 2024/04/03 |  | Global Equity Ratings     |  |
| 2024/04/03 |  | Aktienempfehlungen Global |  |
| 2024/03/13 |  | Global Equity Ratings     |  |

## Details

2024/04/30 08:45:11

## Price

966.60 EUR

Difference 📉 -0.74% (-7.20)

## General attributes

|                |              |
|----------------|--------------|
| ISIN           | US67103H1077 |
| Symbol         | ORLY         |
| Exchange       | Hanover      |
| Currency       | EUR          |
| Sector         | Commerce     |
| Security type  | Stock        |
| Market cap (m) | 55,636 EUR   |
| Benchmark      | S&P 500      |

## Market data

|                   |            |
|-------------------|------------|
| Bid (Bid size)    | -          |
| Ask (Ask size)    | -          |
| Open              | 966.60 EUR |
| High              | 966.60 EUR |
| Low               | 966.60 EUR |
| Close (prev. day) | 973.80 EUR |
| VWAP              | -          |
| Volume (pcs)      | 0          |
| Trading volume    | 0.00       |
| Number of trades  | 3          |
| Last size         | 0          |

## Performance and Risk

|             | 6m      | 1y      | 3y       |
|-------------|---------|---------|----------|
| Perf (%)    | +10.09% | +16.51% | +115.04% |
| Perf (abs.) | +88.60  | +137.00 | +517.10  |
| Beta        | 0.46    | 0.47    | 0.56     |
| Volatility  | 19.72   | 19.67   | 24.44    |

5y



Information about previous performance does not guarantee future performance.  
Source: FactSet

## Price data

|   |                           |
|---|---------------------------|
| Ø price 5 days   Ø volume 5 days (pcs.)     | 987.16 EUR (0)            |
| Ø price 30 days   Ø volume 30 days (pcs.)   | 1,024.86 EUR (0)          |
| Ø price 100 days   Ø volume 100 days (pcs.) | 957.82 EUR (0)            |
| Ø price 250 days   Ø volume 250 days (pcs.) | 902.93 EUR (0)            |
| YTD High   date                             | 1,076.00 EUR (2024/03/25) |
| YTD Low   date                              | 841.00 EUR (2024/01/08)   |
| 52 Weeks High   date                        | 1,076.00 EUR (2024/03/25) |
| 52 Weeks Low   date                         | 821.00 EUR (2023/06/08)   |

## Arbitrage views

| Exchange <span>📍</span> | Date       | Time  | Price        | Trading volume (mio.) | Number of trades |
|-------------------------|------------|-------|--------------|-----------------------|------------------|
| Vienna Stock Exchange   | 2024/04/30 | 17:32 | 953.40 EUR   | 0.00                  | 2                |
| Tradegate               | 2024/04/30 | 22:26 | 949.20 EUR   | 0.02                  | 8                |
| Stuttgart               | 2024/04/30 | 09:54 | 964.00 EUR   | 0.01                  | 4                |
| Nasdaq                  | 2024/05/01 | 22:00 | 1,005.11 USD | 618.07                | 27,016           |
| Munich                  | 2024/04/30 | 08:04 | 971.80 EUR   | 0.00                  | 2                |

|                       |            |       |            |      |  |   |
|-----------------------|------------|-------|------------|------|--|---|
|                       | 30         |       |            |      |  |   |
| London Stock Exchange | 2023/12/28 | 15:49 | 944.20 USD | 0.07 |  | 1 |
| Hanover               | 2024/04/30 | 08:45 | 966.60 EUR | 0.00 |  | 3 |
| Hamburg               | 2024/04/30 | 08:11 | 966.60 EUR | 0.00 |  | 3 |
| Frankfurt             | 2024/04/30 | 16:13 | 959.60 EUR | 0.03 |  | 3 |
| Duesseldorf           | 2024/04/30 | 08:10 | 965.00 EUR | 0.00 |  | 3 |
| Berlin                | 2024/04/30 | 16:37 | 953.40 EUR | 0.00 |  | 2 |

## Company profile

### Company Logo



### Contact Details

O'REILLY AUTOMOTIVE INC.

--

233 South Patterson Avenue - 65802-2298  
Springfield

Telefon: +1-417-862-6708

Fax: +1-417-863-2242

E-mail: support@oreillyauto.com

### Company Profile

-

#### Members of Management Board

Gregory Henslee Chairman of Board of Directors

Andrea Weiss Member of Board of Directors

Dana Perlman Member of Board of Directors

David O'Reilly Member of Board of Directors

Fred Whitfield Member of Board of Directors

Jay Burchfield Member of Board of Directors

John Murphy Member of Board of Directors

Lawrence O'Reilly Member of Board of Directors

Maria Sastre Member of Board of Directors

Thomas Hendrickson Member of Board of Directors

Brad W. Beckham Member of Executive Committee

Brent Kirby Member of Executive Committee

David E. O'Reilly Member of Executive Committee

Doug Bragg Member of Executive Committee

Greg L. Henslee Member of Executive Committee

Jeremy Fletcher Member of Executive Committee