

## WOLTERS KLUWER NV

ISIN: NL0000395903 WKN: 039590

## Overview

2024/04/26 08:05:37

Price  
141.10 EURDifference  -0.18% (-0.25)

## General attributes

ISIN	NL0000395903
Symbol	WKL
Exchange	Hanover
Currency	EUR
Sector	Media / Entertainment / Recreation
Security type	Stock
Market cap (m)	34,369 EUR
Benchmark	AMSTERDAM EXCHANGES INDEX

## Market data

Bid (Bid size)	-
Ask (Ask size)	-
Open	141.10 EUR
High	141.10 EUR
Low	141.10 EUR
Close (prev. day)	141.35 EUR
VWAP	-
Volume (pcs)	0
Trading volume	0.00
Number of trades	3
Last size	0

## Futures and Options




Related Futures	38
Related Options	-

5y



Information about previous performance does not guarantee future performance.  
Source: FactSet

## Recent research

on sector		on market	
Date		Headline	Download
2024/04/26		Global Equity Ratings	
2024/04/26		Aktienempfehlungen Global	
2024/04/15		Aktienempfehlungen Österreich	
2024/04/03		Global Equity Ratings	
2024/04/03		Aktienempfehlungen Global	

## Details

2024/04/26 08:05:37

## Price

141.10 EUR

Difference  -0.18% (-0.25)

## General attributes

ISIN	NL0000395903
Symbol	WKL
Exchange	Hanover
Currency	EUR
Sector	Media / Entertainment / Recreation
Security type	Stock
Market cap (m)	34,369 EUR
Benchmark	AMSTERDAM EXCHANGES INDEX

## Market data

Bid (Bid size)	-
Ask (Ask size)	-
Open	141.10 EUR
High	141.10 EUR
Low	141.10 EUR
Close (prev. day)	141.35 EUR
VWAP	-
Volume (pcs)	0
Trading volume	0.00
Number of trades	3
Last size	0

## Performance and Risk

	6m	1y	3y
Perf (%)	+17.44%	+16.28%	+83.96%
Perf (abs.)	+20.95	+19.75	+64.40
Beta	0.42	0.55	0.51
Volatility	19.09	18.97	21.32

5y



Information about previous performance does not guarantee future performance.  
Source: FactSet

## Price data

Ø price 5 days   Ø volume 5 days (pcs.)	141.58 EUR (0)
Ø price 30 days   Ø volume 30 days (pcs.)	142.64 EUR (2)
Ø price 100 days   Ø volume 100 days (pcs.)	138.52 EUR (1)
Ø price 250 days   Ø volume 250 days (pcs.)	124.12 EUR (0)
YTD High   date	147.90 EUR (2024/02/21)
YTD Low   date	127.15 EUR (2024/01/03)
52 Weeks High   date	147.90 EUR (2024/02/21)
52 Weeks Low   date	105.25 EUR (2023/05/26)

## Arbitrage views

Exchange 	Date	Time	Price	Trading volume (mio.)	Number of trades
Xetra	2024/04/26	15:35	142.05 EUR	0.01	3
Vienna Stock Exchange	2024/04/26	09:05	141.50 EUR	0.00	3
Tradegate	2024/04/26	22:26	143.15 EUR	0.09	26
Stuttgart	2024/04/26	21:45	143.05 EUR	0.03	64

Munich	2024/ 04/26	08:11	141.35 EUR	0.00	2
London Stock Exchange European Trade Reporting	2024/ 04/26	17:30	141.525 EUR	0.99	3
Hanover	2024/ 04/26	08:05	141.10 EUR	0.00	3
Hamburg	2024/ 04/26	08:00	141.00 EUR	0.00	3
Frankfurt	2024/ 04/26	18:04	143.30 EUR	0.02	2
FINRA other OTC Issues	2024/ 03/25	20:49	161.33 USD	0.03	2
Euronext Milan MTF Trading After Hours	-	-	-	0.00	-
Euronext Amsterdam	2024/ 04/26	17:35	142.90 EUR	77.46	4,453
Duesseldorf	2024/ 04/26	08:10	140.10 EUR	0.00	3
Berlin	2024/ 04/26	08:08	141.20 EUR	0.00	2

## Company profile

### Company Logo



### Contact Details

WOLTERS KLUWER NV

--

Zuidpoolsingel 2 - 2400 BA Alphen aan den Rijn

Telefon: +31-17-264-14-00

Fax: +

E-mail: [info@wolterskluwer.com](mailto:info@wolterskluwer.com)

### Company Profile

-

#### Members of Management Board

Nancy McKinstry Chairman of Managing Board

Kevin Entricken Member of Executive Committee

#### Board of directors

Ann Ziegler Chairman of Supervisory Board

Sophie Vandebroek Member of Supervisory Board

Chris Vogelzang Member of Supervisory Board

Heleen H. Kersten Member of Supervisory Board

Jack P. de Kreij Member of Supervisory Board

Jeanette Horan Member of Supervisory Board