

PROXIMUS SA

ISIN: **BE0003810273** WKN: -

Overview

2024/07/12 08:01:01

Price
7.635 EUR

Difference  0.99% (0.08)

General attributes

ISIN	BE0003810273
Symbol	PROX
Exchange	Hanover
Currency	EUR
Sector	Telecommunications
Security type	Stock
Market cap (m)	2,481 EUR
Benchmark	BEL 20 INDEX

Market data

Bid (Bid size)	-
Ask (Ask size)	-
Open	7.635 EUR
High	7.635 EUR
Low	7.635 EUR
Close (prev. day)	7.56 EUR
VWAP	-
Volume (pcs)	0
Trading volume	0.00
Number of trades	3
Last size	0

Futures and Options







Related Futures	24
Related Options	-

5y



Information about previous performance does not guarantee future performance.
Source: FactSet

Recent research

on sector		on market	
Date		Headline	Download
2024/07/12		Global Equity Ratings	
2024/07/12		Aktienempfehlungen Global	
2024/07/09		Aktienempfehlungen Österreich	
2024/06/24		Aktienempfehlungen Österreich	
2024/06/21		Global Equity Ratings	

Details

2024/07/12 08:01:01

Price

7.635 EUR

Difference ▲ 0.99% (0.08)

General attributes

ISIN	BE0003810273
Symbol	PROX
Exchange	Hanover
Currency	EUR
Sector	Telecommunications
Security type	Stock
Market cap (m)	2,481 EUR
Benchmark	BEL 20 INDEX

Market data

Bid (Bid size)	-
Ask (Ask size)	-
Open	7.635 EUR
High	7.635 EUR
Low	7.635 EUR
Close (prev. day)	7.56 EUR
VWAP	-
Volume (pcs)	0
Trading volume	0.00
Number of trades	3
Last size	0

Performance and Risk

	6m	1y	3y
Perf (%)	-13.34%	+8.54%	-53.63%
Perf (abs.)	-1.18	+0.60	-8.83
Beta	0.38	0.40	0.58
Volatility	29.83	26.78	28.30

5y



Information about previous performance does not guarantee future performance.
Source: FactSet

Price data

Ø price 5 days Ø volume 5 days (pcs.)	7.597 EUR (0)
Ø price 30 days Ø volume 30 days (pcs.)	7.426 EUR (0)
Ø price 100 days Ø volume 100 days (pcs.)	7.410 EUR (0)
Ø price 250 days Ø volume 250 days (pcs.)	7.740 EUR (0)
YTD High date	9.274 EUR (2024/01/18)
YTD Low date	6.600 EUR (2024/04/24)
52 Weeks High date	9.274 EUR (2024/01/18)
52 Weeks Low date	6.442 EUR (2023/08/09)

Arbitrage views

Exchange 📍	Date	Time	Price	Trading volume (mio.)	Number of trades
Vienna Stock Exchange	2024/07/12	15:30	7.63 EUR	0.00	4
Tradegate	2024/07/12	22:26	7.665 EUR	0.00	7
Stuttgart	2024/07/12	16:28	7.605 EUR	0.00	10
Munich	2024/07/12	08:00	7.635 EUR	0.00	2
London Stock Exchange	2024/	17:30	7.6725 EUR	0.00	2

European Trade Reporting	07/12					
Hanover	2024/ 07/12	08:01	7.635 EUR	0.00		3
Hamburg	2024/ 07/12	08:01	7.635 EUR	0.00		3
Frankfurt	2024/ 07/12	08:56	7.68 EUR	0.00		2
FINRA other OTC Issues	2023/ 11/30	02:10	8.335 USD	0.00		1
Euronext Milan MTF Trading After Hours	-	-	-	0.00		-
Euronext Brussels	2024/ 07/12	17:35	7.69 EUR	1.83		439
Duesseldorf	2024/ 07/12	08:10	7.665 EUR	0.00		3
Berlin	2024/ 07/12	21:50	7.665 EUR	0.00		19

Company profile

Company Logo



Contact Details

PROXIMUS SA

--

Proximus Towers, Koning Albert II-laan 27 B
- 1030 Brüssel

Telefon: +32-2-205-40-00

Fax: +

E-mail: -

Company Profile

-

Members of Management Board

Guillaume Boutin Chairman of Managing Board

Anne-Sophie Lotgering Member of Executive Committee

Antonietta Mastroianni Member of Executive Committee

Ben Appel Member of Executive Committee

Geert Standaert Member of Executive Committee

Jan Van Acoleyen Member of Executive Committee

Jim Castele Member of Executive Committee

Mark Reid Member of Executive Committee

Renaud Tilmans Member of Executive Committee

Board of directors

Stefaan de Clerck Chairman of Supervisory Board

Luc van den Hove Member of Supervisory Board

Martin de Prycker Member of Supervisory Board

Audrey Hanard Member of Supervisory Board

Béatrice de Mahieu Member of Supervisory Board

Catherine Rutten Member of Supervisory Board

Catherine Vandenberghe Member of Supervisory Board

Claire Tillekaerts Member of Supervisory Board

Cécile Coune Member of Supervisory Board

Ibrahim Ouassari Member of Supervisory Board

Joachim Sonne Member of Supervisory Board

Karel de Gucht Member of Supervisory Board