

EUROFINS SCIENTIFIC S.E.

ISIN: **FR0014000MR3** WKN: -

Overview

2024/04/26 09:05:12

Price

57.50 EUR

Difference  -1.88% (-1.10)

General attributes

ISIN FR0014000MR3

Symbol ERF

Exchange Vienna Stock Exchange

Currency EUR

Sector Chemical / Pharmaceutical / Health

Security type Stock

Market cap (m) 11,041 EUR

Benchmark ATX AUSTRIAN TRADED INDEX

Market data

Bid (Bid size) 55.74 EUR (176)

Ask (Ask size) 56.26 EUR (176)

Open 57.50 EUR

High 57.50 EUR

Low 57.50 EUR

Close (prev. day) 58.60 EUR

VWAP 61.06 EUR

Volume (pcs) 0

Trading volume 0.00

Number of trades 2

Last size 0

Futures and Options

Related Futures 23






Related Options -

5y



Information about previous performance does not guarantee future performance.
Source: FactSet

Recent research

on sector		on market	
Date		Headline	Download
2024/04/26		Global Equity Ratings	
2024/04/26		Aktienempfehlungen Global	
2024/04/15		Aktienempfehlungen Österreich	
2024/04/03		Global Equity Ratings	
2024/04/03		Aktienempfehlungen Global	

Details

2024/04/26 09:05:12

Price

57.50 EUR

Difference  -1.88% (-1.10)

General attributes

ISIN	FR0014000MR3
Symbol	ERF
Exchange	Vienna Stock Exchange
Currency	EUR
Sector	Chemical / Pharmaceutical / Health
Security type	Stock
Market cap (m)	11,041 EUR
Benchmark	ATX AUSTRIAN TRADED INDEX

Market data

Bid (Bid size)	55.74 EUR (176)
Ask (Ask size)	56.26 EUR (176)
Open	57.50 EUR
High	57.50 EUR
Low	57.50 EUR
Close (prev. day)	58.60 EUR
VWAP	61.06 EUR
Volume (pcs)	0
Trading volume	0.00
Number of trades	2
Last size	0

Performance and Risk

	6m	1y	3y
Perf (%)	+16.97%	-4.62%	-32.35%
Perf (abs.)	+8.50	-2.84	-28.02
Beta	0.98	0.90	0.33
Volatility	24.79	28.91	35.03

5y



Information about previous performance does not guarantee future performance.
Source: FactSet

Price data

Ø price 5 days Ø volume 5 days (pcs.)	59.49 EUR (0)
Ø price 30 days Ø volume 30 days (pcs.)	58.61 EUR (0)
Ø price 100 days Ø volume 100 days (pcs.)	56.80 EUR (0)
Ø price 250 days Ø volume 250 days (pcs.)	56.27 EUR (1)
YTD High date	61.22 EUR (2024/04/10)
YTD Low date	53.80 EUR (2024/02/06)
52 Weeks High date	62.48 EUR (2023/07/31)
52 Weeks Low date	47.73 EUR (2023/11/01)

Arbitrage views

Exchange 	Date	Time	Price	Trading volume (mio.)	Number of trades
Xetra	2024/04/25	17:35	57.50 EUR	0.00	1
Vienna Stock Exchange	2024/04/26	09:05	57.50 EUR	0.00	2
Tradegate	2024/04/26	11:43	56.20 EUR	0.07	12
Stuttgart	2024/04/26	11:28	56.50 EUR	0.00	8
Munich	2024/04/26	08:11	57.50 EUR	0.00	1

	04/26						
London Stock Exchange European Trade Reporting	2024/ 04/26	08:59	57.80	EUR	0.00		1
Hanover	2024/ 04/26	08:00	57.66	EUR	0.00		1
Hamburg	2024/ 04/26	08:00	57.66	EUR	0.00		1
Frankfurt	2024/ 04/26	09:59	56.46	EUR	0.00		3
FINRA other OTC Issues	2024/ 04/25	21:50	60.01	USD	0.07		12
Euronext Paris	2024/ 04/26	12:17	55.98	EUR	6.26		1,901
Euronext Milan MTF Trading After Hours	-	-	-		0.00		-
Duesseldorf	2024/ 04/26	08:11	56.30	EUR	0.00		1
Berlin	2024/ 04/26	08:08	57.76	EUR	0.00		1

Company profile

Company Logo



Contact Details

EUROFINS SCIENTIFIC SE

--

23 Val Fleuri - 1526 Luxembourg

Telefon: +352-26-18-53-20

Fax: +352-26-18-53-31

E-mail: info@eurofins.com

Company Profile

-

Members of Management Board

Gilles Martin Chairman of Managing Board

Christian Wurst Member of Executive Committee

Christopher Hervé Member of Executive Committee

François Vigneau Member of Executive Committee

Laurent Lebras Member of Executive Committee

Board of directors

Féréchté Pouchantchi Member of Supervisory Board

Yves-Loïc Martin Member of Supervisory Board

Evie Roos Member of Supervisory Board

Ivo Rauh Member of Supervisory Board

Pascal Rakovsky Member of Supervisory Board

Patrizia Luchetta Member of Supervisory Board

Valérie Hanote Member of Supervisory Board