

## THOR EXPLORATIONS LTD.

ISIN: CA8851491040 WKN: BL9YLD9

## Overview

2024/07/26 08:10:21

Price

0.152 EUR

Difference  -1.30% (-0.00)

## General attributes

ISIN	CA8851491040
Symbol	THX
Exchange	Frankfurt
Currency	EUR
Sector	Energy / Commodities
Security type	Stock
Market cap (m)	107 EUR
Benchmark	S&P/TSX 60 INDEX

## Market data

Bid (Bid size)	-
Ask (Ask size)	-
Open	0.152 EUR
High	0.152 EUR
Low	0.152 EUR
Close (prev. day)	0.154 EUR
VWAP	0.184 EUR
Volume (pcs)	0
Trading volume	0.00
Number of trades	2
Last size	0

## Futures and Options

Related Futures	-
Related Options	-









5y



Information about previous performance does not guarantee future performance.

Source: FactSet

## Recent research

on sector	Date	Headline	Download
	2024/07/26	 Equity Weekly	
	2024/07/24	 Global Equity Ratings	
	2024/07/24	 Aktienempfehlungen Global	
	2024/07/15	 Aktienempfehlungen Global	
	2024/07/12	 Equity Weekly	

## Details

2024/07/26 08:10:21

### Price

0.152 EUR

 Difference 📉 -1.30% (-0.00)

### General attributes

ISIN	CA8851491040
Symbol	THX
Exchange	Frankfurt
Currency	EUR
Sector	Energy / Commodities
Security type	Stock
Market cap (m)	107 EUR
Benchmark	S&P/TSX 60 INDEX

### Market data

Bid (Bid size)	-
Ask (Ask size)	-
Open	0.152 EUR
High	0.152 EUR
Low	0.152 EUR
Close (prev. day)	0.154 EUR
VWAP	0.184 EUR
Volume (pcs)	0
Trading volume	0.00
Number of trades	2
Last size	0

### Performance and Risk

	6m	1y	3y
Perf (%)	+10.95%	-41.98%	-32.74%
Perf (abs.)	+0.02	-0.11	-0.07
Beta	0.12	0.34	0.41
Volatility	75.55	71.16	76.22

5y



Information about previous performance does not guarantee future performance.  
Source: FactSet

### Price data

Ø price 5 days   Ø volume 5 days (pcs.)	0.157 EUR (0)
Ø price 30 days   Ø volume 30 days (pcs.)	0.165 EUR (0)
Ø price 100 days   Ø volume 100 days (pcs.)	0.160 EUR (108)
Ø price 250 days   Ø volume 250 days (pcs.)	0.163 EUR (363)
YTD High   date	0.188 EUR (2024/05/21)
YTD Low   date	0.109 EUR (2024/02/23)
52 Weeks High   date	0.262 EUR (2023/07/31)
52 Weeks Low   date	0.109 EUR (2024/02/23)

### All listings for THOR EXPLORATIONS LTD.

Exchange <span>📍</span>	Date	Time	Price	Trading volume (mio.)	Number of trades
Tradegate	2024/07/26	22:02	0.162 EUR	0.00	1
TSX Venture Exchange	2024/07/26	21:07	0.245 CAD	0.01	7
Stuttgart	2024/07/26	14:44	0.155 EUR	0.00	5
Munich	2024/07/26	08:02	0.169 EUR	0.00	2
London Stock	2024/07/26	17:35	13.75 GBP	0.86	5

Exchange	26					
Frankfurt	2024/07/26	08:10	0.152	EUR	0.00	2
FINRA other OTC Issues	2024/07/25	20:38	0.2095	USD	0.00	3
Berlin	2024/07/26	20:22	0.165	EUR	0.00	13

## Company profile

### Company Logo



### Company Profile

-

### Contact Details

THOR EXPLORATIONS

--

----

Telefon: -

Fax: -

E-mail: -